

BEGA



BEGA

BEGA Interior Catalog 20 · 2020-2022

This BEGA Interior Catalog 20 contains a diverse selection of products designed to satisfy interior lighting requirements for all forms of public, residential, and commercial architecture. The collection of unique products merge expert craftsmanship with the latest lighting technology to create a wide selection of high-quality, timeless luminaires.


To meet the demands of an ever-changing marketplace, the majority of our luminaires are available in a variety of sizes and material finishes. This provides us with the ability to help you easily find something ideally suited for your particular needs.

BEGA North America
1000 BEGA Way · Carpinteria, CA 93013
P (805) 684-0533 · F (805) 566-9474
www.bega-us.com · info@bega-us.com

Recessed ceiling

Luminaires that are flush with or slightly below the ceiling surface make for a clean, uncluttered design. The majority of their components are concealed above the ceiling system. Many of our recessed ceiling luminaires include glass just below the surface to spark visual interest.

Recessed ceiling luminaires




Recessed ceiling and wall luminaires



Ceiling

For spaces with high ceilings, or where less coordination above the ceiling surface is desired, surface mounted ceiling luminaires provide efficient task lighting for the work plane and ground below.


Ceiling luminaires




Ceiling and wall

Whether illuminated or not, our ceiling and wall luminaires are striking design elements which are both beautiful and functional. These versatile products may also be used to create design continuity across various surfaces.


Ceiling and wall luminaires




Wall luminaires



Pendant luminaires



Accessories



Wall

Most wall luminaires are both decorative and functional. When arranged in a row or as a group, they create a visual rhythm to lead your eye through a space. Their light distribution is often used to accentuate architectural features.

Pendant

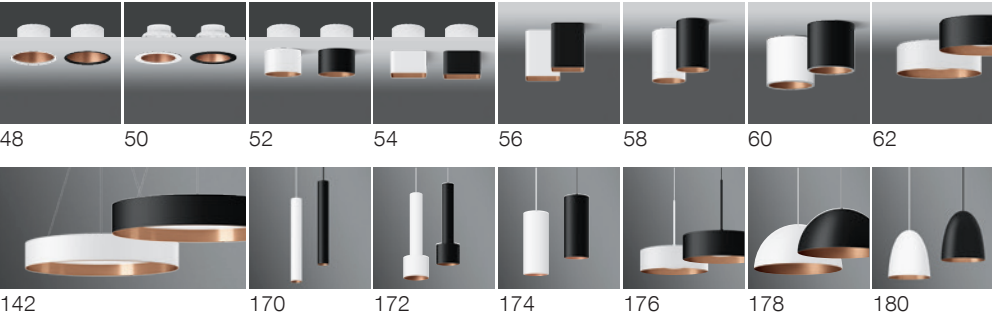
Pendants are one of the most versatile luminaires as they may provide ambient, task, or accent lighting. Large scale products fill an atrium, while smaller versions used over a table can create an intimate environment. As a statement piece, they add an artistic element to any space.

STUDIO LINE

A robust collection of luminaires with endless design possibilities - products from our STUDIO LINE lend themselves to a unique and expressive lighting solution. With products available in recessed and surface ceiling, as well as large and small scale pendants, this aesthetic can easily be carried throughout a building from the main entrance foyer through hallways, all the way to offices and dining areas.

The exceptional metal workmanship of these housings is enhanced by the choice of three matte interior finishes: aluminum, copper, or brass. These options are combined with two matte exterior finishes, velvet black or white, to add even more versatility. Whether your interior space inspires warm, darker tones like copper and black, or crisp, cooler tones like aluminum and white, the possibilities are endless.


Due to carefully designed optics, the ambient light below these shielded sources appears true to the white light color temperature specified. However, a subtle hint of colored light on the outside edge of the beam spread results from the internally reflected light. The outcome is an eye-catching and elegant lighting effect.



LIMBURG Collection

Luminaires in our LIMBURG Collection are characterized by hand-crafted, high-quality glass which demonstrates the unsurpassed artistry and skill of our glassmakers. The hardness, durability, and color of glass have inspired the creative spirit of man like no other material. Pure and timeless, durable and beautiful; glass has accompanied us through the ages and decisively enriched our lives.

Over many decades we have mastered the art of melting high quality glass from sand and various additives. A specialty of our glass factory is three-ply cased opal glass. This unique luminaire glass, in which a wafer thin layer of opal glass is enclosed between two crystal glass layers, softly and uniformly distributes the light, creating a pleasant light output with a high degree of visual comfort.





Our approach is timeless

BEGA has manufactured high-quality exterior luminaires for more than 75 years. With an expansion to interior luminaires over 40 years ago, we have acquired decades of experience in developing and producing luminaires for virtually all areas of architecture. These years have given rise to products whose ideas and trademarks have been so widely used, they have become virtually generic, both in concept and terminology, for countless luminaires in our industry.

Our development and design work has been driven by our fascination with glass and its countless capabilities. Our ability to depend on our own glass production when new ideas for interior and exterior luminaires are being designed has always been a major advantage for us. Being able to design and manufacture our luminaire glass according to our own quality standards, and lighting requirements, sets us apart from our competitors.

Our attention to quality is not the result of some industry set of rules, but rather, based on our years of expertise and our commitment to excellence.


Know-how, experience, and a constant willingness to learn, define our daily approach to the development of new luminaires and new ideas. Long before the term sustainability became a catch phrase, we attached importance to careful design and the intelligent use of our raw materials.


Sustainable resource management, and the creation of exemplary production facilities for people, and the environment, have been part of our basic entrepreneurial principles from the very beginning.

For a long service life and operational reliability, it is imperative that our care in development and manufacturing be accompanied by expert installation and maintenance by the electrical trade. Our daily work is determined by our high standards in lighting technology, workmanship, and usability, as well as in the aesthetic quality of our luminaires.

Our luminaires are intended to fit harmoniously with their surrounding architecture, and perform their tasks for many years. Their light should subtly underline the architecture, set the scene, or simply maintain a pleasing atmosphere at night. Perhaps our luminaires might best be defined as the perfect tools for those who plan and design with light.

The BEGA Interior product line includes a wide range of interior solutions with high-quality materials and excellent performance. The LIMBURG Collection features our classic luminaires made of hand-blown opal glass, and our ACCENTA and STUDIO LINE Collections round out our complete range of interior products. A table of contents and descriptions of these collections can be found on pages 2 to 5.





Our LED technology

As a responsible and forward-looking manufacturer, we have taken an active interest in every new development in lighting technology over the past several decades. We consider it one of our duties to judge whether a new technology is of true value, or simply a passing trend. For us, a good luminaire is a successful mix of technology, functionality and design. LED technology is not a passing trend. It demonstrates its innovative potential as a long term technology on a daily basis. It redefines acquired standards and assessment criteria and creates unimagined possibilities of designing with light. The sum total of its advantages, make this technology a milestone in lighting.

We use the superiority of LED not only in the development of new luminaires, but also in the technical perfection of our existing luminaire series. In doing so, we go well beyond the applications normally expected in the market. Our aim is to not only proceed responsibly, competently and with a sense of proportion, but to always maximize reliability. BEGA's reliability and high standards of product quality are firmly entrenched in our set of values and convictions.

One of the great challenges facing the development of new luminaires is thermal management. Efficiency and service life continue to improve. Module output and shape are variable and can be perfectly adapted to each luminaire. In addition to using high-grade components, we have also made design-related changes which contribute to favorable temperature conditions

inside the luminaires. This results in a significant extension of LED service life. At the same time, electronic protective devices help to prevent the individual components from overheating. We have taken a decidedly conservative approach to temperature control in our luminaires – with values remaining far below the maximum temperatures for LED modules.

Who will supply you with a new LED module?

We have given much thought to this important question. For many companies, it remains unanswered and often gets lost in meaningless advertising claims. As a responsible manufacturer of high-quality and durable products, we have spent many years researching who accepts the responsibility for replacing the LED modules in the luminaire. Neither the market's usual module suppliers, nor conventional lamp manufacturers meet our definition of responsibility.


That is why, several years ago, we began producing our own LED modules to ensure the same high quality you've come to expect, in the luminaires we've been manufacturing for more than 75 years. We have developed unparalleled technological capabilities for the methods with which we manufacture our own high-performance modules. This means that we are fully responsible for the quality and replacement of LED modules, in the same way we have so reliably demonstrated with our other components in the past.



Age-resistant optical systems made of silicone or crystal glass

Today, you will find a lamp designation in each of our LED luminaires that provides exact details for the installed modules. Thanks to this designation, we will be able to produce LED modules to match your BEGA luminaires for many years to come. We guarantee the availability of replacement modules up to 20 years after you purchase an LED luminaire from us.

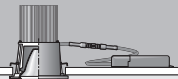
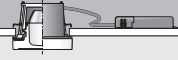
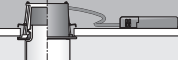
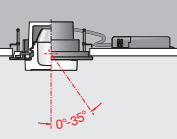
We don't take this responsibility lightly, and are proud to stand behind our products, with the knowledge that a BEGA luminaire will not become useless because matching modules are no longer available. You can find detailed information about our LED technology on page 186.







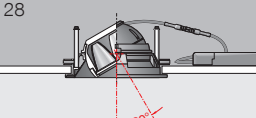
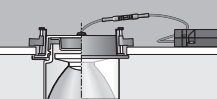
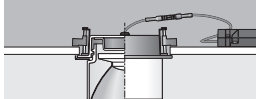
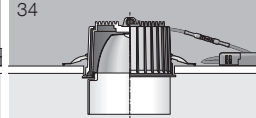

Recessed ceiling luminaires

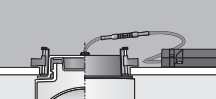
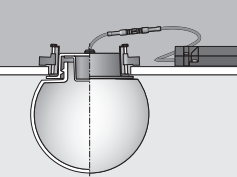
This summary of interior recessed ceiling luminaires and downlights provides a succinct overview of important product data. Identify and compare products quickly and easily with the information below.




Due to the dynamic nature of LED technology, luminaire data in these tables is subject to change at the discretion of BEGA North America. For the most current technical data, please refer to the individual luminaire specification sheet, available at www.bega-us.com.

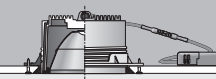
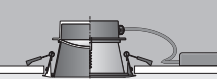
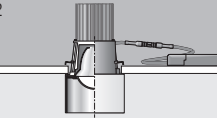
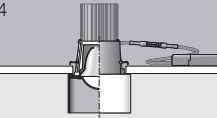
ACCENTA	12	14	16	18	
					
	ACCENTA PLUS Recessed downlight	ACCENTA and ACCENTA PURE Semi-recessed ceiling downlights	ACCENTA Semi-recessed ceiling luminaires	ACCENTA VARIO Semi-recessed downlights	
Electronic driver location	Located in ceiling box	Located in ceiling box	Located in ceiling box	Located in ceiling box	
Delivered lumens	500 · 790 lm	570 · 605 lm	650 lm	605 lm	
Luminaire size	Ø 3 1/8	Ø 3 1/8	Ø 3 1/8	Ø 4 1/8	
Glass	Clear safety glass	Partially frosted crystal glass	Hand-blown three-ply opal glass	Partially frosted crystal glass	


Technical downlights	20	22	24	26	
					
	GENIUS Recessed downlights Trimless	GENIUS Recessed downlights	Semi-recessed downlights	Semi-recessed downlights	
Electronic driver location	Located in ceiling box	Located in ceiling box	Located in ceiling box	Located in ceiling box	
Delivered lumens	955 · 2245 lm	955 · 2260 lm	765 · 1730 lm	765 · 1730 lm	
Luminaire size	Ø 4 1/2 · 5 1/8 · 6 3/4	Ø 5 1/2 · 6 1/8 · 7 3/4	Ø 5 3/4 · 8	Ø 5 3/4 · 8	
Glass	Clear safety glass	Clear safety glass	Partially frosted crystal glass	Partially frosted crystal glass	

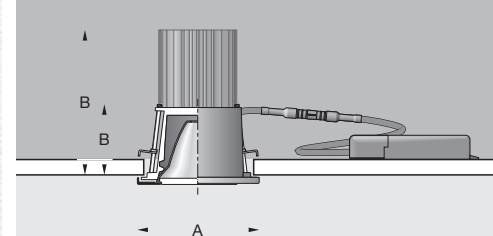
					
	Recessed downlights Adjustable light distribution	Semi-recessed downlight Direct and indirect light Tunable white	Semi-recessed downlight Direct and indirect light Tunable white	Semi-recessed downlight Direct and indirect light	Recessed square downlight BEGA Vortex Optics®
Electronic driver location	Located in ceiling box	Located in ceiling box	Located in ceiling box	Located in ceiling box	Located in ceiling box or on pan
Delivered lumens	340 · 1570 lm	565 · 2135 lm	525 · 1995 lm	920 · 2075 lm	320 · 2215 lm
Luminaire size	Ø 4 1/4 · 5 3/4 · 8 3/4 · 10 1/4	Ø 5 · 6 · 6 3/4 · 8 1/2	Ø 5 · 6 · 6 3/4 · 8 1/2	Ø 5 3/4 · 8	□ 3 7/8 · 5 1/2 · 6 7/8
Glass	Clear safety glass	Clear crystal glass	Hand-blown three-ply opal glass	Hand-blown three-ply opal glass	Clear safety glass

The Collection LIMBURG	38	40	
			
	Semi-recessed ceiling luminaire Tunable white	Semi-recessed ceiling and wall luminaires	
Electronic driver location	Located in ceiling box	Located in ceiling/wall box	
Delivered lumens	610 · 3455 lm	775 · 1625 lm	
Luminaire size	Ø 5 5/8 · 6 1/4 · 7 · 8 7/8 · 10 3/8	Ø 7 7/8 · 9 7/8 · 11 1/4	
Glass	Hand-blown three-ply opal glass	Hand-blown three-ply opal glass	

			
	Recessed ceiling and wall luminaires Tunable white	Semi-recessed ceiling and wall luminaires Tunable white	Semi-recessed ceiling and wall luminaires Tunable white
Electronic driver location	Located in ceiling/wall box	Located in ceiling/wall box	Located in ceiling/wall box
Delivered lumens	460 · 3065 lm	590 · 3200 lm	595 · 3210 lm
Luminaire size	Ø 7 1/8 · 10 · 13 3/8 · 16 1/8	Ø 7 1/4 · 10 1/8 · 13 3/8 · 17 1/8	Ø 8 3/8 · 11 3/8 · 14 1/8 · 18 1/2
Glass	Hand-blown three-ply opal glass	Opal glass or crystal glass inside white	Hand-blown three-ply opal glass

STUDIO LINE	48	50	52	54
				
	Downlights Trimless	Downlights	Semi-recessed downlight	Semi-recessed downlight
Electronic driver location	Located in ceiling box	Located in ceiling box	Located in ceiling box	Located in ceiling box
Delivered lumens	860 · 1855 lm	830 · 1720 lm	445 · 820 lm	440 · 820 lm
Luminaire size	Ø 4 1/2 · 5 1/8 · 6 3/4	Ø 5 1/2 · 5 7/8	Ø 3 1/8	□ 3 1/8
Glass	-	-	-	-





ACCENTA PLUS
Recessed downlight

Electronic driver location	ceiling box
Delivered lumens	500 · 790 lm
Luminaire size	Ø 3 1/8
Glass	Clear safety glass

ACCENTA PLUS
Recessed downlight

ACCENTA PLUS is a series of decorative LED recessed downlights, designed for a diverse range of applications. The PLUS family uses a combination of clear crystal glass and precise reflector to create both narrow and wide beam distributions. The wide beam is ideal for general illumination, while the narrow may be used to highlight surfaces or for general illumination from tall ceiling heights. Four trim ring material finishes are available, allowing for perfect coordination with architectural details. Once the recessed housing is installed, the finished trim ring magnetically snaps into place for a quick and simple installation. Designed with a very small aperture, this family is ideal for both new and retrofit construction. Provided with electronic driver in ceiling box – optional ceiling pan is size dependent. Refer to the luminaire installation instructions for required minimum ceiling clearance.

Clear safety glass · Reflector made of pure anodized aluminum
Die-cast aluminum housing


Select the desired trim ring finish by using appropriate code number as suffix

- White Code number .1
- Stainless steel Code number .2
- Polished stainless steel Code number .3
- Brass Code number .4

LED color temperatures: 2700 K, 3000 K, 3500 K, 4000 K

BEGA can supply you with suitable LED replacement modules for up to 20 years after the purchase of LED luminaires – see page 186. Further LED technical data including luminous flux, CRI, service life, and dimming and electrical characteristics are provided on the individual luminaire specification sheets, available at www.bega-us.com.

NRTL listed to North American Standards, interior use only
Refer to page 185 for more information



Narrow beam				
	LED	β	A	B
12 144	6.5 W	16 °	3 1/8	1 7/8
34 984	12.5 W	16 °	3 1/8	3 3/4

Wide beam				
	LED	β	A	B
12 145	6.5 W	55 °	3 1/8	1 7/8
34 985	12.5 W	57 °	3 1/8	3 3/4

β = Beam angle



Select the desired trim ring finish by using appropriate code number as suffix.



White
Code number .1



Stainless steel
Code number .2

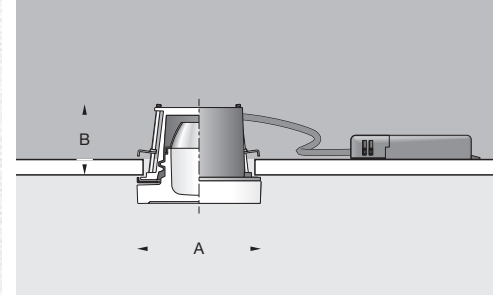


Polished stainless steel
Code number .3



Brass
Code number .4





ACCENTA and ACCENTA PURE
Semi-recessed ceiling downlights

Electronic driver location	ceiling box
Delivered lumens	570 · 605 lm
Luminaire size	Ø 3 1/8
Glass	Partially frosted crystal glass

ACCENTA and ACCENTA PURE
Semi-recessed ceiling downlights

ACCENTA is a series of decorative LED recessed downlights, designed for a diverse range of applications. These families include thick-walled crystal glass that provides sparkle and added interest to any ceiling surface, while the inner frosted section provides glare control and minimizes the direct view of the LED source. Designed with a very small aperture, this family is ideal for both new and retrofit construction. Provided with electronic driver in ceiling box or optional ceiling pan. Refer to the luminaire installation instructions for required minimum ceiling clearance.

Crystal glass diffuser, partially frosted with screw neck
Reflector made of pure anodized aluminum · Die-cast aluminum housing

- Select the desired trim finish by using appropriate code number as suffix
- White Code number .1
 - Stainless steel Code number .2
 - Polished stainless steel Code number .3
 - Brass Code number .4

LED color temperatures: 2700 K, 3000 K, 3500 K, 4000 K

BEGA can supply you with suitable LED replacement modules for up to 20 years after the purchase of LED luminaires – see page 186. Further LED technical data including luminous flux, CRI, service life, and dimming and electrical characteristics are provided on the individual luminaire specification sheets, available at www.bega-us.com.

NRTL listed to North American Standards, interior use only
Refer to page 185 for more information




ACCENTA			
	LED	A	B
50 711	8.5 W	3 1/8	1 7/8

ACCENTA PURE			
	LED	A	B
50 593	8.5 W	3 1/8	1 7/8

Select the desired trim finish by using appropriate code number as suffix.



White
Code number .1



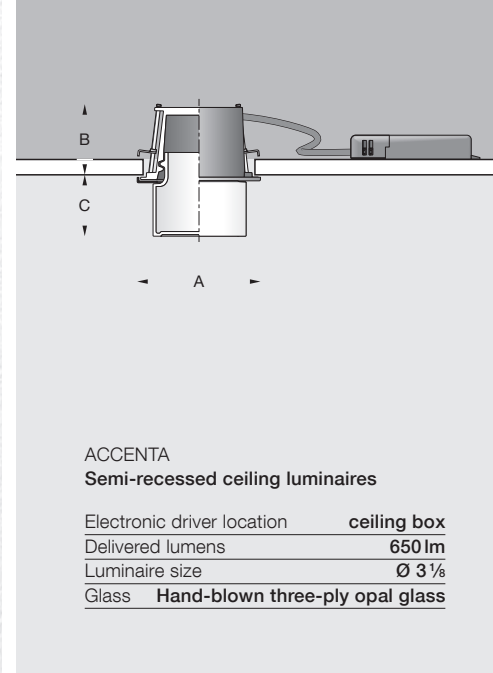
Stainless steel
Code number .2



Polished stainless steel
Code number .3



Brass
Code number .4



ACCENTA
Semi-recessed ceiling luminaires

Electronic driver location	ceiling box
Delivered lumens	650 lm
Luminaire size	Ø 3 1/8
Glass	Hand-blown three-ply opal glass

ACCENTA
Semi-recessed ceiling luminaires
Unshielded

ACCENTA is a series of decorative LED recessed downlights, designed for a diverse range of applications. The decorative glass featured on this family of luminaires is intended to add interest and depth to interior spaces. Four trim ring material finishes are available, allowing for perfect coordination with architectural details. Designed with a very small aperture, this family is ideal for both new and retrofit construction. Provided with electronic driver in ceiling box or optional ceiling pan. Refer to the luminaire installation instructions for required minimum ceiling clearance.

Hand-blown, three-ply opal glass, satin matte finish with screw neck
Die-cast aluminum housing

Select the desired trim ring finish by using appropriate code number as suffix

- White Code number .1
- Stainless steel Code number .2
- Polished stainless steel Code number .3
- Brass Code number .4

LED color temperatures: 2700 K, 3000 K, 3500 K, 4000 K

BEGA can supply you with suitable LED replacement modules for up to 20 years after the purchase of LED luminaires – see page 186. Further LED technical data including luminous flux, CRI, service life, and dimming and electrical characteristics are provided on the individual luminaire specification sheets, available at www.bega-us.com.

NRTL listed to North American Standards, interior use only
Refer to page 185 for more information



ACCENTA				
	LED	A	B	C
50 717	5.9 W	3 1/8	1 7/8	1 1/2

Select the desired trim finish by using appropriate code number as suffix.



White
Code number .1



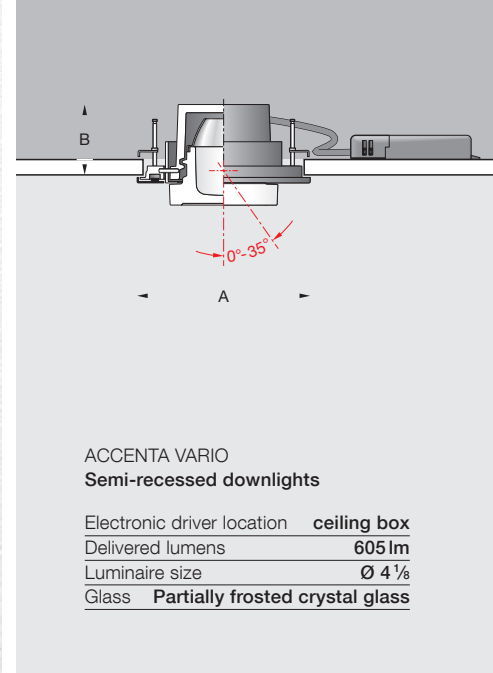

Stainless steel
Code number .2



Polished stainless steel
Code number .3



Brass
Code number .4



ACCENTA VARIO
Semi-recessed downlights
Adjustable light distribution

ACCENTA is a series of decorative LED recessed downlights, designed for a diverse range of applications. The VARIO is an adjustable accent light designed to add interest or highlight objects in interior spaces. Four trim ring material finishes are available, allowing for perfect coordination with architectural details. Designed with a very small aperture, this family is ideal for both new and retrofit construction. Provided with electronic driver in ceiling box or optional ceiling pan. Refer to the luminaire installation instructions for required minimum ceiling clearance.

Crystal glass diffuser, partially frosted with screw neck
Reflector made of pure anodized aluminum · Die-cast aluminum housing

- Select the desired trim ring finish by using appropriate code number as suffix
- White Code number .1
 - Stainless steel Code number .2
 - Polished stainless steel Code number .3
 - Brass Code number .4

LED color temperatures: 2700 K, 3000 K, 3500 K, 4000 K

BEGA can supply you with suitable LED replacement modules for up to 20 years after the purchase of LED luminaires – see page 186. Further LED technical data including luminous flux, CRI, service life, and dimming and electrical characteristics are provided on the individual luminaire specification sheets, available at www.bega-us.com.

NRTL listed to North American Standards, interior use only
Refer to page 185 for more information




ACCENTA VARIO			
	LED	A	B
50 714	8.5 W	4 1/8	1 3/4

Select the desired trim finish by using appropriate code number as suffix.



White
Code number .1



Stainless steel
Code number .2

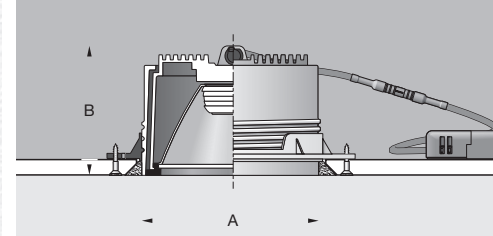


Polished stainless steel
Code number .3



Brass
Code number .4





GENIUS
Recessed downlights
Trimless

Electronic driver location	ceiling box
Delivered lumens	955 · 2245 lm
Luminaire size	Ø 4 ½ · 5 ⅛ · 6 ¾
Glass	Clear safety glass

- 
• 4 ½ •
- 
• 5 ⅛ •
- 
• 6 ¾ •

GENIUS
Recessed downlights
Trimless

The GENIUS series of downlights is available in a variety of light distributions, light outputs, and diameters. An efficient hybrid optical system makes use of a silicone optical lens and precise reflector for maximum glare suppression. Designed for trimless installations, these luminaires provide a very clean ceiling appearance. Provided with electronic driver in ceiling box
Refer to the luminaire installation instructions for required minimum ceiling clearance.





Clear safety glass · Molded silicone optical lens
Reflector surface made of pure anodized aluminum · Die-cast aluminum housing
Synthetic recessed ceiling installation housing

LED color temperatures: 2700 K, 3000 K, 3500 K, 4000 K


BEGA can supply you with suitable LED replacement modules for up to 20 years after the purchase of LED luminaires – see page 186. Further LED technical data including luminous flux, CRI, service life, and dimming and electrical characteristics are provided on the individual luminaire specification sheets, available at www.bega-us.com.


NRTL listed to North American Standards, interior use only
Refer to page 185 for more information

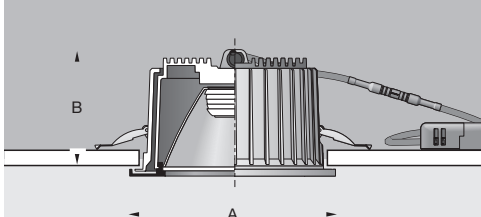


	Narrow beam				
		LED	β	A	B
	50 377	8.1 W	21 °	4 ½	3 ⅝
	50 378	11.5 W	15 °	5 ⅛	4
	Wide beam				
		LED	β	A	B
	50 380	8.1 W	39 °	4 ½	3 ⅝
	50 381	11.5 W	34 °	5 ⅛	4
	Very wide beam				
		LED	β	A	B
	50 383	8.1 W	59 °	4 ½	3 ⅝
	50 384	11.5 W	59 °	5 ⅛	4
	Asymmetric				
		LED	β	A	B
	50 386	8.1 W	-	4 ½	3 ⅝
	50 387	11.5 W	-	5 ⅛	4
	50 388	17.0 W	-	6 ¾	4 ⅞

β = Beam angle







GENIUS
Recessed downlights

Electronic driver location	ceiling box
Delivered lumens	955 · 2260 lm
Luminaire size	Ø 5 ½ · 6 ⅛ · 7 ¾
Glass	Clear safety glass

- 
• 5½ •
- 
• 6⅛ •
- 
• 7¾ •

GENIUS
Recessed downlights

The GENIUS series of downlights is available in a variety of light distributions, light outputs, and diameters. An efficient hybrid optical system makes use of a silicone optical lens and precise reflector for maximum glare suppression. The trim ring is available in three different finishes, allowing coordination with architectural details. Provided with electronic driver in ceiling box or optional ceiling pan. Refer to the luminaire installation instructions for required minimum ceiling clearance.

Clear safety glass · Molded silicone optical lens
Reflector surface made of pure anodized aluminum · Die-cast aluminum housing
Synthetic recessed ceiling installation housing

Select the desired trim ring finish by using appropriate code number as suffix





- White Code number .1
- Stainless steel Code number .2
- Chrome Code number .3

LED color temperatures: 2700 K, 3000 K, 3500 K, 4000 K


BEGA can supply you with suitable LED replacement modules for up to 20 years after the purchase of LED luminaires – see page 186. Further LED technical data including luminous flux, CRI, service life, and dimming and electrical characteristics are provided on the individual luminaire specification sheets, available at www.bega-us.com.

NRTL listed to North American Standards, interior use only
Refer to page 185 for more information



	Narrow beam				
		LED	β	A	B
	50 374	8.1 W	21 °	5 ½	3 ½
	50 375	11.5 W	15 °	6 ⅛	3 ⅞
	Wide beam				
		LED	β	A	B
	50 389	8.1 W	39 °	5 ½	3 ⅝
	50 390	11.5 W	34 °	6 ⅛	4
	Very wide beam				
		LED	β	A	B
	50 392	8.1 W	59 °	5 ½	3 ½
	50 393	11.5 W	59 °	6 ⅛	3 ⅞
	Asymmetric				
		LED	β	A	B
	50 395	8.1 W	-	5 ½	3 ½
	50 396	11.5 W	-	6 ⅛	4
	50 397	17.0 W	-	7 ¾	4 ¾


β = Beam angle



Select the desired trim finish by using appropriate code number as suffix.



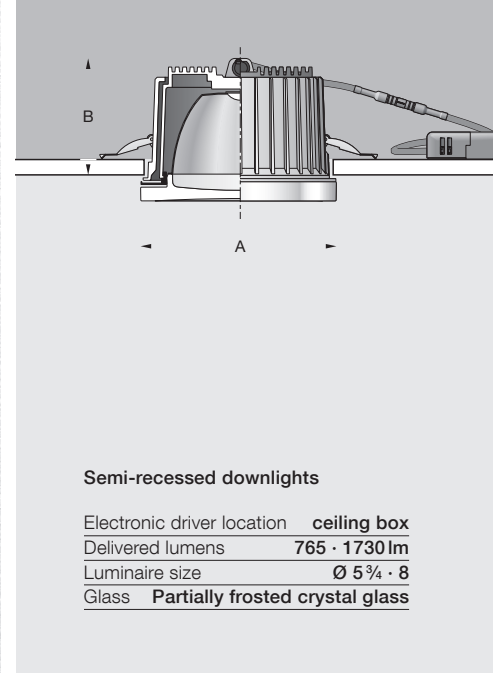
White
Code number .1



Stainless steel
Code number .2



Chrome
Code number .3



Semi-recessed downlights

Family of LED downlights available in two sizes. These compact luminaires are characterized by high light output and minimal recessed depth. The trimless, thick-walled crystal glass is all that is seen after installation. The crystal glass brings sparkle and added interest to any ceiling surface, while the inner frosted section provides glare control and minimizes the direct view of the LED source. Provided with electronic driver in ceiling box or optional ceiling pan. Refer to the luminaire installation instructions for required minimum ceiling clearance.

Crystal glass diffuser, partially frosted with screw neck
Reflector made of pure anodized aluminum · Die-cast aluminum housing
Synthetic recessed ceiling installation housing

LED color temperatures: 2700 K, 3000 K, 3500 K, 4000 K

BEGA can supply you with suitable LED replacement modules for up to 20 years after the purchase of LED luminaires – see page 186. Further LED technical data including luminous flux, CRI, service life, and dimming and electrical characteristics are provided on the individual luminaire specification sheets, available at www.bega-us.com.

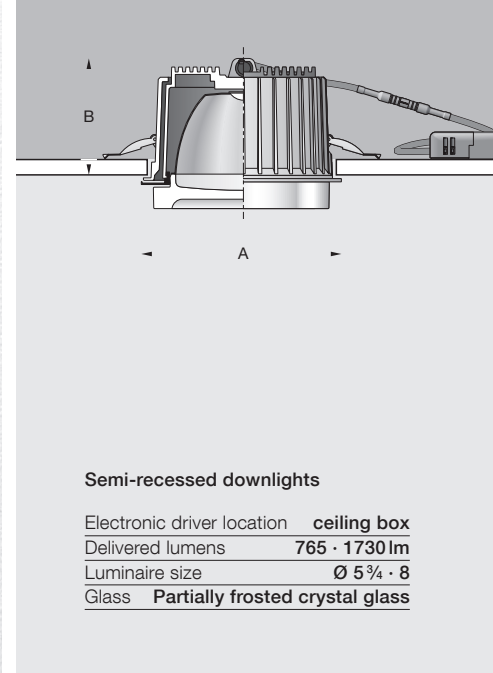
NRTL listed to North American Standards, interior use only
Refer to page 185 for more information



Downlight				
	LED	β	A	B
50 687	8.1 W	48 °	5 3/4	3 1/2
50 689	17.0 W	48 °	8	4 3/4

β = Beam angle





Semi-recessed downlights

Family of LED downlights available in two sizes. These compact luminaires are characterized by high light output and minimal recessed depth. The thick-walled, crystal glass brings sparkle and added interest to any ceiling surface, while the inner frosted section provides glare control and minimizes the direct view of the LED source. Provided with electronic driver in ceiling box or optional ceiling pan. Refer to the luminaire installation instructions for required minimum ceiling clearance.

Crystal glass diffuser, partially frosted with screw neck
Reflector made of pure anodized aluminum · Die-cast aluminum housing
Synthetic recessed ceiling installation housing

Select the desired trim ring finish by using appropriate code number as suffix

- White Code number .1
- Stainless steel Code number .2

LED color temperatures: 2700 K, 3000 K, 3500 K, 4000 K

BEGA can supply you with suitable LED replacement modules for up to 20 years after the purchase of LED luminaires – see page 186. Further LED technical data including luminous flux, CRI, service life, and dimming and electrical characteristics are provided on the individual luminaire specification sheets, available at www.bega-us.com.

NRTL listed to North American Standards, interior use only
Refer to page 185 for more information



Downlight				
	LED	β	A	B
50 693	8.1 W	48 °	5 3/4	3 1/2
50 695	17.0 W	48 °	8	4 3/4

β = Beam angle



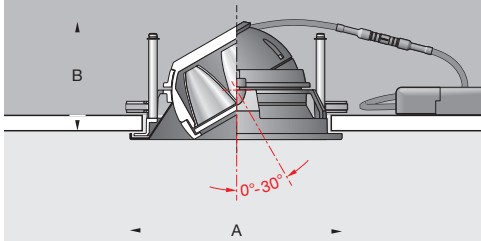
Select the desired trim finish by using appropriate code number as suffix.



White
Code number .1



Stainless steel
Code number .2



Recessed downlights
Adjustable light distribution

Electronic driver location	ceiling box
Delivered lumens	340 · 1570 lm
Luminaire size	Ø 4 ¼ · 5 ¾ · 8 ¾ · 10 ¼
Glass	Clear safety glass



Recessed downlights

Adjustable light distribution

A family of downlights designed to highlight and accent architectural features or maintain even illumination from a sloped ceiling. The aiming angle is infinitely adjustable from 0° to 30°, and the optical system may be rotated 360° around the vertical axis. Elliptical and round spread lens accessories provide even more design flexibility. Provided with electronic driver in ceiling box or optional ceiling pan. Refer to the luminaire installation instructions for required minimum ceiling clearance.



Clear safety glass · Reflector surface made of pure anodized aluminum
Die-cast aluminum housing, white finish

LED color temperatures: 2700 K, 3000 K, 3500 K, 4000 K


BEGA can supply you with suitable LED replacement modules for up to 20 years after the purchase of LED luminaires – see page 186. Further LED technical data including luminous flux, CRI, service life, and dimming and electrical characteristics are provided on the individual luminaire specification sheets, available at www.bega-us.com.

NRTL listed to North American Standards, interior use only
Refer to page 185 for more information



Adjustable downlight							
	LED	β	A	B			
12 118	3.0 W	33 °	4 ¼	3	10 013	10 042	
12 119	5.7 W	16 °	5 ¾	3	10 014	10 043	
50 417	11.5 W	20 °	8 ¾	4 ⅝	10 016	10 047	
12 121	17.2 W	13 °	10 ¼	5 ⅞	10 019	10 048	

Spread lenses  Wide beam  Flat beam β = Beam angle





Semi-recessed downlight
Direct and indirect light
Tunable white

LED semi-recessed downlights with direct/indirect light distributions, also available with tunable white technology. A crystal glass optical lens refracts the powerful LED output, collimating the center portion within the reflector for the downlight component. At the same time, a portion of the light is refracted outwards to illuminate the exterior of the reflector and external glass. This creates vertical illuminance and adds an artistic touch to a typical downlight. Provided with electronic driver in ceiling box or optional ceiling pan. Refer to the luminaire installation instructions for required minimum ceiling clearance.

Hand-blown clear crystal glass · Additional optical lens made of partially frosted crystal glass
Reflector made of pure anodized aluminum · Aluminum housing

Select the desired finish by using appropriate code number as suffix

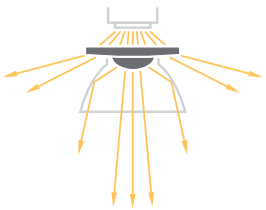
- White Code number **.1**
- Stainless steel Code number **.2**
- Polished aluminum Code number **.3**

LED color temperatures: 2700K, 3000K, 3500K, 4000K

Tunable white color temperature range is adjustable from 2700K to 6500K via DALI control protocol

BEGA can supply you with suitable LED replacement modules for up to 20 years after the purchase of LED luminaires – see page 186. Further LED technical data including luminous flux, CRI, service life, and dimming and electrical characteristics are provided on the individual luminaire specification sheets, available at www.bega-us.com.

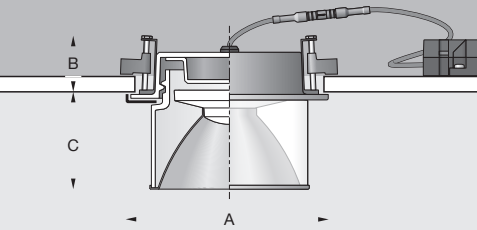
NRTL listed to North American Standards, interior use only
Refer to page 185 for more information



Downlight					
	LED	β	A	B	C
12 062	7.5 W	47 °	5	1 ¾	2 ½
12 063	9.6 W	40 °	6	1 ¾	3
12 064	13.5 W	40 °	6 ¾	1 ¾	3 ⅛
12 065	17.7 W	49 °	8 ½	1 ¾	3 ¾

Downlight · Tunable white					
	LED	β	A	B	C
50 268	14.8 W	44 °	6 ¾	1 ¾	3 ⅛
50 269	21.4 W	46 °	8 ½	1 ¾	3 ¾

β = Beam angle



Semi-recessed downlight
Direct and indirect light
Tunable white

Electronic driver location	ceiling box
Delivered lumens	565 · 2135 lm
Luminaire size	Ø 5 · 6 · 6 ¾ · 8 ½
Glass	Clear crystal glass



Select the desired finish
by using appropriate code
number as suffix.



White
Code number **.1**



Stainless steel
Code number **.2**



Polished aluminum
Code number **.3**



Semi-recessed downlight
Direct and indirect light
Tunable white

LED semi-recessed downlights with direct/indirect light distributions, also available with tunable white technology. A crystal glass optical lens refracts the powerful LED output, collimating the center portion within the reflector for the downlight component. At the same time, a portion of the light is refracted outwards to illuminate the external three-ply opal glass. This creates vertical illuminance and adds an artistic touch to a typical downlight. Provided with electronic driver in ceiling box or optional ceiling pan. Refer to the luminaire installation instructions for required minimum ceiling clearance.

Hand-blown, three-ply opal glass · Additional optical lens made of partially frosted crystal glass
Reflector made of pure anodized aluminum · Aluminum housing

Select the desired finish by using appropriate code number as suffix

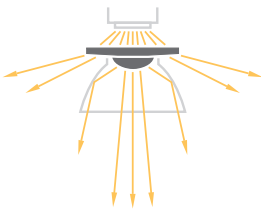
- White Code number **.1**
- Stainless steel Code number **.2**
- Polished aluminum Code number **.3**

LED color temperatures: 2700K, 3000K, 3500K, 4000K

Tunable white color temperature range is adjustable from 2700K to 6500K via DALI control protocol

BEGA can supply you with suitable LED replacement modules for up to 20 years after the purchase of LED luminaires – see page 186. Further LED technical data including luminous flux, CRI, service life, and dimming and electrical characteristics are provided on the individual luminaire specification sheets, available at www.bega-us.com.

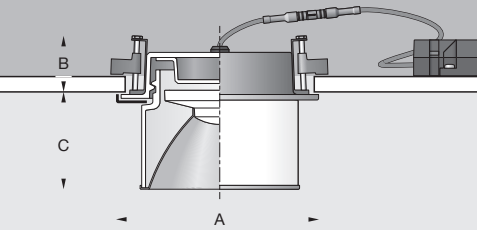
NRTL listed to North American Standards, interior use only
Refer to page 185 for more information



Downlight					
	LED	β	A	B	C
12 066	7.5 W	45 °	5	1 3/4	2 1/2
12 067	9.6 W	40 °	6	1 3/4	3
12 068	13.5 W	41 °	6 3/4	1 3/4	3 1/8
12 069	17.7 W	50 °	8 1/2	1 3/4	3 3/4

Downlight · Tunable white					
	LED	β	A	B	C
50 266	14.8 W	42 °	6 3/4	1 3/4	3 1/8
50 267	21.4 W	47 °	8 1/2	1 3/4	3 3/4

β = Beam angle



Semi-recessed downlight
Direct and indirect light
Tunable white

Electronic driver location	ceiling box
Delivered lumens	525 · 1995 lm
Luminaire size	Ø 5 · 6 · 6 3/4 · 8 1/2
Glass	Hand-blown three-ply opal glass



Select the desired finish by using appropriate code number as suffix.



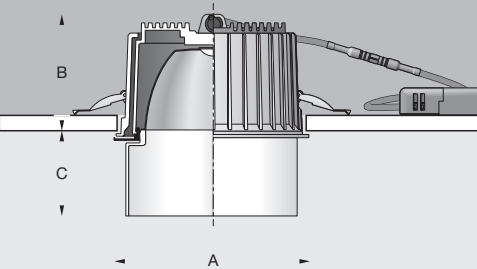
White
Code number **.1**



Stainless steel
Code number **.2**



Polished aluminum
Code number **.3**



Semi-recessed downlights Direct and indirect light	
Electronic driver location	ceiling box
Delivered lumens	920 · 2075 lm
Luminaire size	Ø 5 ¾ · 8
Glass	Hand-blown three-ply opal glass



Semi-recessed downlights
Direct and indirect light

LED semi-recessed downlights with direct/indirect light distributions, available in two sizes. Light is directed downward by a precise reflector above the ceiling plane, while additional high angle light illuminates the opal glass accent which extends slightly below the ceiling. The dual light distribution results in an efficient luminaire with a high degree of visual comfort. Provided with electronic driver in ceiling box or optional ceiling pan. Refer to the luminaire installation instructions for required minimum ceiling clearance.

Hand-blown, three-ply opal glass, satin matte finish · Reflector made of pure anodized aluminum
Die-cast aluminum housing · Synthetic recessed ceiling installation housing

Select the desired trim ring finish by using appropriate code number as suffix

- White Code number **.1**
- Stainless steel Code number **.2**

LED color temperatures: 2700 K, 3000 K, 3500 K, 4000 K

BEGA can supply you with suitable LED replacement modules for up to 20 years after the purchase of LED luminaires – see page 186. Further LED technical data including luminous flux, CRI, service life, and dimming and electrical characteristics are provided on the individual luminaire specification sheets, available at www.bega-us.com.

NRTL listed to North American Standards, interior use only
Refer to page 185 for more information

Downlight					
	LED	β	A	B	C
50 696	8.1 W	45 °	5 ¾	3 ½	2 ¼
50 698	17.2 W	43 °	8	4 ¾	3 ¾

β = Beam angle



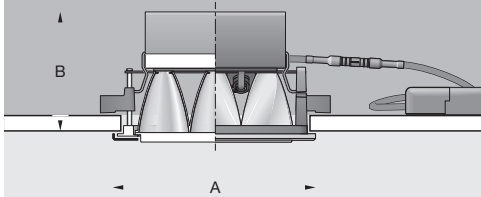
Select the desired trim ring finish by using appropriate code number as suffix.



White
Code number **.1**



Stainless steel
Code number **.2**



Recessed square downlight
BEGA Vortex Optics®

Electronic driver location	ceiling box or pan
Delivered lumens	320 · 2215 lm
Luminaire size	□ 3 7⁄8 · 5 1⁄2 · 6 7⁄8
Glass	Clear safety glass



Recessed square downlight
BEGA Vortex Optics®

Family of downlights with symmetric narrow, wide, and asymmetric distributions, available in three sizes. The patent pending ‘vortex reflector’ rotates a parabolic reflector around the vertical axis to form a complex vortex shape. This vortex balances maximum efficacy with optimal glare control, while eliminating shadows and artifacts in a uniquely sharp, square light distribution.

Provided with electronic driver in ceiling box or on ceiling pan – size dependant.

Refer to the luminaire installation instructions for required minimum ceiling clearance.

Clear safety glass · Reflector surface made of pure anodized aluminum

Aluminum housing

Select the desired trim finish by using appropriate code number as suffix

- White Code number **.1**
- Stainless steel Code number **.2**
- Polished aluminum Code number **.3**

LED color temperatures: 2700K, 3000K, 3500K, 4000K

BEGA can supply you with suitable LED replacement modules for up to 20 years after the purchase of LED luminaires – see page 186. Further LED technical data including luminous flux, CRI, service life, and dimming and electrical characteristics are provided on the individual luminaire specification sheets, available at www.bega-us.com.

NRTL listed to North American Standards, interior use only

Refer to page 185 for more information



Narrow beam				
	LED	β	A	B
12 196	3.0 W	24 °	3 7⁄8	3 3⁄8
12 197	8.4 W	27 °	3 7⁄8	3 3⁄8
12 198	14.0 W	26 °	5 1⁄2	3 3⁄8
12 199	23.2 W	27 °	6 7⁄8	3 3⁄4



Wide beam				
	LED	β	A	B
12 201	3.0 W	40 °	3 7⁄8	2 3⁄4
12 202	8.4 W	40 °	3 7⁄8	2 3⁄4
12 204	14.0 W	40 °	5 1⁄2	2 3⁄4
12 205	23.2 W	42 °	6 7⁄8	3 1⁄8




Asymmetric				
	LED	β	A	B
12 206	3.0 W	-	3 7⁄8	3 3⁄8
12 233	8.4 W	-	3 7⁄8	3 3⁄8
12 234	14.0 W	-	5 1⁄2	3 3⁄8
12 235	23.2 W	-	6 7⁄8	3 1⁄2


β = Beam angle




Select the desired trim finish by using appropriate code number as suffix.



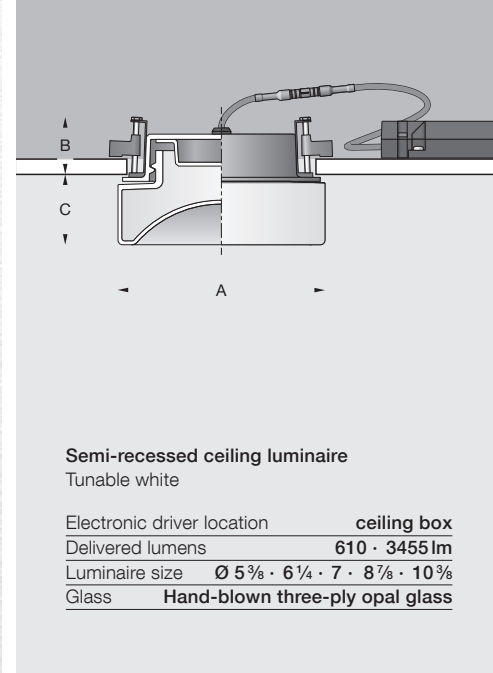

White
Code number **.1**



Stainless steel
Code number **.2**



Polished aluminum
Code number **.3**



Semi-recessed ceiling luminaire
Unshielded
Tunable white

A family of hand-blown, three-ply opal glass luminaires with a distinctive form, available with tunable white technology. These unshielded, semi-recessed luminaires with wide beam distribution are characterized by very shallow heights and compact dimensions. A diffuse lens with concave interior creates a smooth light gradient across the satin matte glass, resulting in a unique combination of the age-old glassmaker's art paired with the latest lighting technology. Provided with electronic driver in ceiling box or optional ceiling pan. Refer to the luminaire installation instructions for required minimum ceiling clearance.

Hand-blown, three-ply opal glass, satin matte finish · Aluminum housing

LED color temperatures: 2700 K, 3000 K, 3500 K, 4000 K

Tunable white color temperature range is adjustable from 2700 K to 6500 K via DALI control protocol

BEGA can supply you with suitable LED replacement modules for up to 20 years after the purchase of LED luminaires – see page 186. Further LED technical data including luminous flux, CRI, service life, and dimming and electrical characteristics are provided on the individual luminaire specification sheets, available at www.bega-us.com.

NRTL listed to North American Standards, interior use only
Refer to page 185 for more information



Ceiling luminaire				
	LED	A	B	C
34 560	7.5 W	5 3/8	1 3/4	1 3/4
34 562	9.6 W	6 1/4	1 3/4	2
34 859	13.5 W	7	1 3/4	2 3/8
34 864	17.7 W	8 7/8	1 3/4	2 3/4
50 177	37.5 W	10 3/8	2 3/8	3

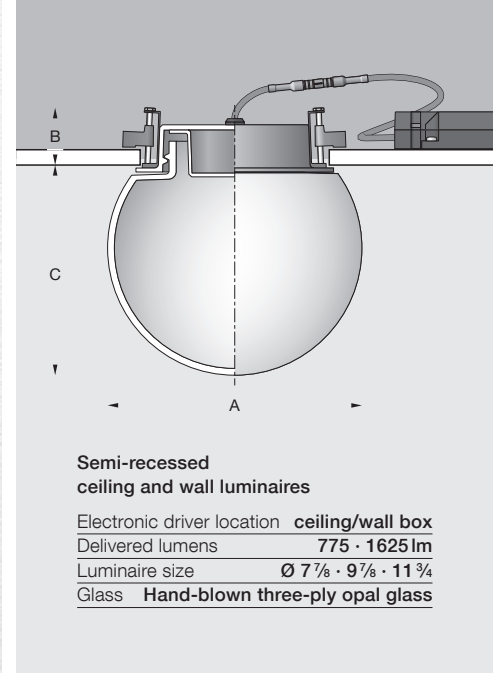

Ceiling luminaire · Tunable white				
	LED	A	B	C
50 270	14.8 W	7	1 3/4	2 3/8
50 271	16.5 W	8 7/8	1 3/4	2 3/4
50 195	21.4 W	10 3/8	2 3/8	3



Ceiling luminaires · page 76



Pendant luminaires · page 154



Semi-recessed ceiling and wall luminaires
Unshielded

A perfectly shaped sphere is one of the most important elements of design. As a fundamental geometric shape, the form is pure and timeless. These captivating wall and ceiling luminaires complement any design aesthetic, making them well suited for a multitude of space types. Provided with electronic driver in ceiling or wall box. Refer to the luminaire installation instructions for required minimum recessed clearance.

Hand-blown, three-ply opal glass, satin matte finish with screw neck
Aluminum housing

LED color temperatures: 2700 K, 3000 K, 3500 K, 4000 K

BEGA can supply you with suitable LED replacement modules for up to 20 years after the purchase of LED luminaires – see page 186. Further LED technical data including luminous flux, CRI, service life, and dimming and electrical characteristics are provided on the individual luminaire specification sheets, available at www.bega-us.com.

NRTL listed to North American Standards, interior use only
Refer to page 185 for more information



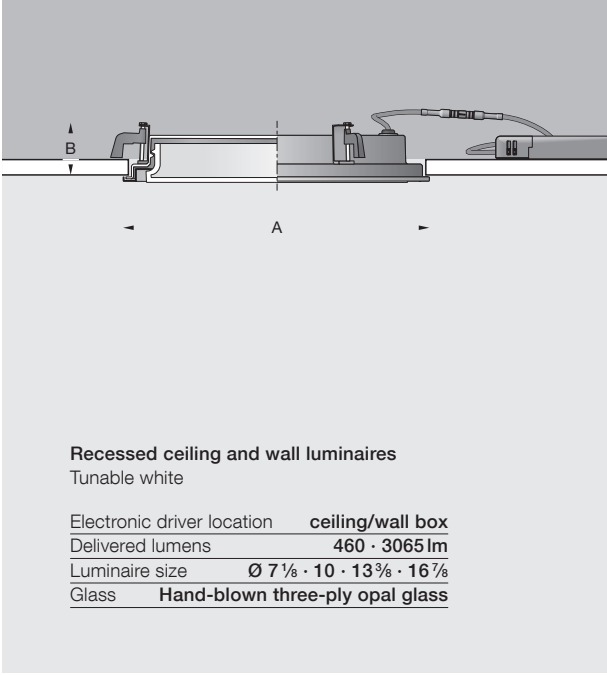
Ceiling and wall luminaire				
	LED	A	B	C
50 634	7.5 W	7 7/8	2	6 7/8
50 635	9.6 W	9 7/8	2	8 3/4
50 636	13.5 W	11 3/4	2	10 5/8



For ceiling and wall luminaires, see page 102.



For pendant luminaires, see page 156.



Recessed ceiling and wall luminaires
Tunable white

Luminaires with high light output, characterized by their low profile and shallow recessed depth, available with tunable white technology. A family of luminaires designed to illuminate rooms, stairways, or hallways while creating an intriguing contrast between the luminaire and the mounting surface. The hand-blown, three-ply opal glass distributes diffuse light uniformly throughout a space. These luminaires are equipped with a mounting system for easy, economic, and convenient installation. Provided with electronic driver in ceiling or wall box. Refer to the luminaire installation instructions for required minimum recessed clearance.

Hand-blown, three-ply opal glass, satin matte finish with screw neck
Aluminum housing

Select the desired trim ring finish by using appropriate code number as suffix

- White Code number **.1**
- Stainless steel Code number **.2**

LED color temperatures: 2700 K, 3000 K, 3500 K, 4000 K

Tunable white color temperature range is adjustable from 2700 K to 6500 K via DALI control protocol

BEGA can supply you with suitable LED replacement modules for up to 20 years after the purchase of LED luminaires – see page 186. Further LED technical data including luminous flux, CRI, service life, and dimming and electrical characteristics are provided on the individual luminaire specification sheets, available at www.bega-us.com.

NRTL listed to North American Standards, interior use only
Refer to page 185 for more information




Ceiling and wall luminaire				
		LED	A	B
50 523	ADA	8.4 W	7 1/8	2 3/8
50 524	ADA	17.8 W	10	2 3/8
50 525	ADA	28.1 W	13 3/8	2 3/8
50 526	ADA	43.7 W	16 7/8	2 3/8

Ceiling and wall luminaire · Tunable white				
		LED	A	B
50 289	ADA	8.5 W	7 1/8	2 3/8
50 290	ADA	18.1 W	10	2 3/8
50 291	ADA	28.1 W	13 3/8	2 3/8
50 292	ADA	33.0 W	16 7/8	2 3/8

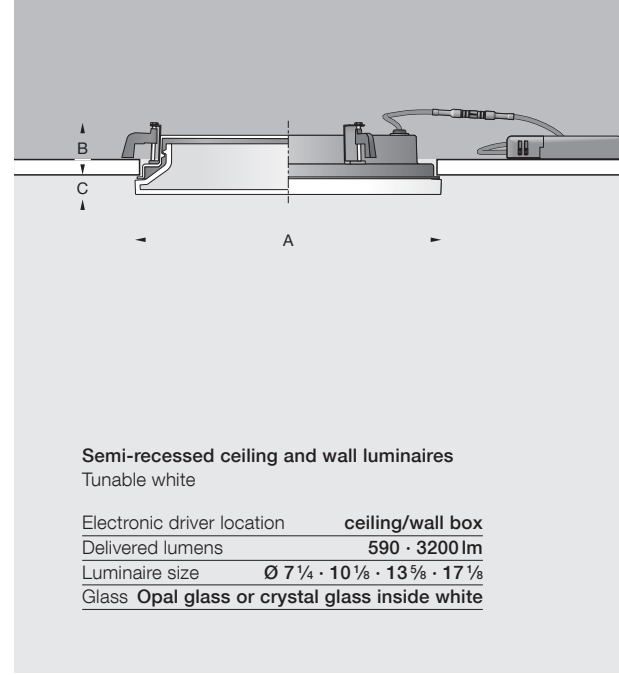
Select the desired trim ring finish by using appropriate code number as suffix.



White
Code number **.1**



Stainless steel
Code number **.2**



Semi-recessed ceiling and wall luminaires
Tunable white

The hand-blown, three-ply opal glass covers the recessed opening and, despite its very shallow projection, illuminates the room and mounting surface uniformly. The lateral illumination on the finished surface produces a floating effect. Available with tunable white technology. Provided with electronic driver in ceiling or wall box. Refer to the luminaire installation instructions for required minimum recessed clearance.

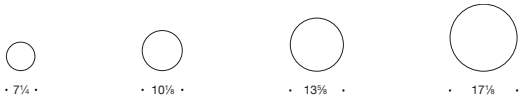
Hand-blown, three-ply opal glass, satin matte or crystal glass with white interior finish with screw neck · Aluminum housing

LED color temperatures: 2700 K, 3000 K, 3500 K, 4000 K

Tunable white color temperature range is adjustable from 2700 K to 6500 K via DALI control protocol

BEGA can supply you with suitable LED replacement modules for up to 20 years after the purchase of LED luminaires – see page 186. Further LED technical data including luminous flux, CRI, service life, and dimming and electrical characteristics are provided on the individual luminaire specification sheets, available at www.bega-us.com.

NRTL listed to North American Standards, interior use only
Refer to page 185 for more information




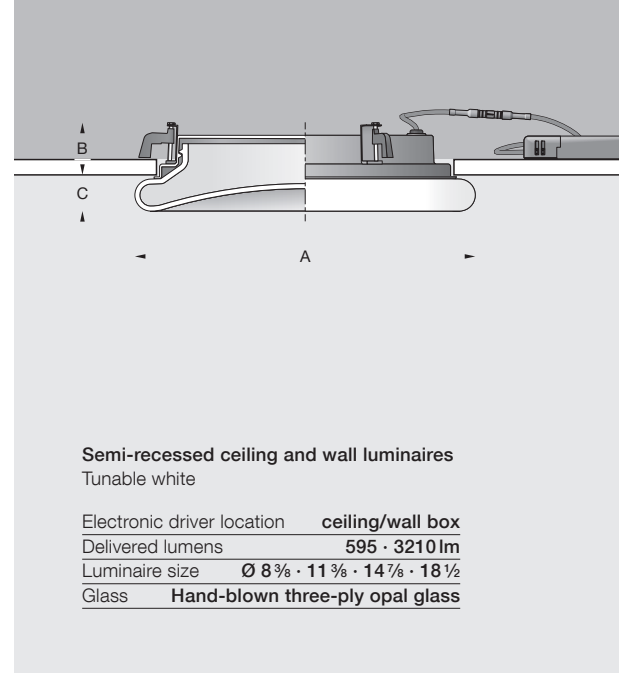
Ceiling and wall luminaire · Opal glass				
		LED	A	B C
50 527	ADA	8.4 W	7 1/4	2 3/8 3/4
50 528	ADA	17.8 W	10 1/8	2 3/8 7/8
50 529	ADA	28.1 W	13 5/8	2 3/8 1
50 530	ADA	43.7 W	17 1/8	2 3/8 1 1/8

Ceiling and wall luminaire · Opal glass · Tunable white				
		LED	A	B C
50 293	ADA	8.5 W	7 1/4	2 3/8 3/4
50 294	ADA	18.1 W	10 1/8	2 3/8 7/8
50 295	ADA	28.1 W	13 5/8	2 3/8 1
50 296	ADA	33.0 W	17 1/8	2 3/8 1 1/8

Ceiling and wall luminaire · Crystal glass inside white				
		LED	A	B C
50 531	ADA	17.8 W	10 1/8	2 3/8 7/8
50 532	ADA	28.1 W	13 5/8	2 3/8 1
50 533	ADA	43.7 W	17 1/8	2 3/8 1 1/8

Ceiling and wall · Crystal glass inside white · Tunable white				
		LED	A	B C
50 297	ADA	18.1 W	10 1/8	2 3/8 7/8
50 298	ADA	28.1 W	13 5/8	2 3/8 1
50 299	ADA	33.0 W	17 1/8	2 3/8 1 1/8





Semi-recessed ceiling and wall luminaires
Tunable white

This unique, slightly convex opal glass covers the recessed opening and, despite its very shallow projection, illuminates the room and mounting surface uniformly. The lateral illumination on the finished surface produces a floating effect. Available with tunable white technology. Provided with electronic driver in ceiling or wall box. Refer to the luminaire installation instructions for required minimum recessed clearance.

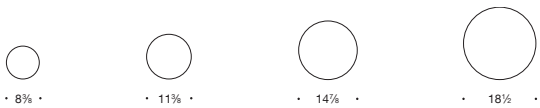
Hand-blown, three-ply opal glass, satin matte finish with screw neck
Aluminum housing

LED color temperatures: 2700 K, 3000 K, 3500 K, 4000 K

Tunable white color temperature range is adjustable from 2700 K to 6500 K via DALI control protocol

BEGA can supply you with suitable LED replacement modules for up to 20 years after the purchase of LED luminaires – see page 186. Further LED technical data including luminous flux, CRI, service life, and dimming and electrical characteristics are provided on the individual luminaire specification sheets, available at www.bega-us.com.

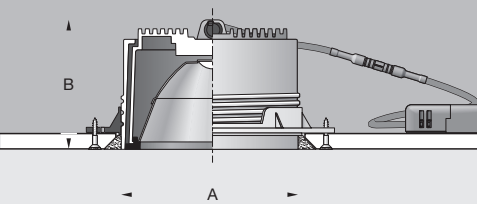
NRTL listed to North American Standards, interior use only
Refer to page 185 for more information



The luminaires can be installed in ceilings as well as in walls.

Ceiling and wall luminaire				
		LED	A	B C
50 170	ADA	8.4 W	8 3⁄8	2 3⁄8 1 1⁄4
50 171	ADA	17.8 W	11 1⁄8	2 3⁄8 1 3⁄8
50 172	ADA	28.1 W	14 7⁄8	2 3⁄8 1 1⁄2
50 680	ADA	43.7 W	18 1⁄2	2 3⁄8 1 5⁄8

Ceiling and wall luminaire · Tunable white				
		LED	A	B C
50 202	ADA	8.5 W	8 3⁄8	2 3⁄8 1 1⁄4
50 203	ADA	18.1 W	11 1⁄8	2 3⁄8 1 3⁄8
50 204	ADA	28.1 W	14 7⁄8	2 3⁄8 1 1⁄2
50 205	ADA	33.0 W	18 1⁄2	2 3⁄8 1 5⁄8



STUDIO LINE
Downlights
Trimless

Electronic driver location	ceiling box
Delivered lumens	860 · 1855 lm
Luminaire size	Ø 4 1/2 · 5 1/8 · 6 3/4

STUDIO LINE
Downlights
Trimless

A new addition to the STUDIO LINE, this family of recessed trimless downlights installs flush with the ceiling plane and is available in three sizes. Their unique beauty and versatility is enhanced by the choice of three matte interior finishes combined with two matte trim finishes. These finishes may be chosen to complement a wide array of interior spaces. A subtle hint of colored light on the outside edge of the beam spread results from the internally reflected light. The result is an eye-catching and elegant lighting effect. Provided with electronic driver in ceiling box. Refer to the luminaire installation instructions for required minimum ceiling clearance. An overview of more luminaires from the STUDIO LINE is provided on page 4.

Molded silicone lens · Reflector made of pure anodized aluminum, matte interior finish
Die-cast aluminum housing, white or velvet black finish · Synthetic recessed ceiling installation housing

Select the desired interior finish by using appropriate code number as suffix

- Matte aluminum Code number .2
- Matte brass Code number .4
- Matte copper Code number .6

LED color temperatures: 2700 K, 3000 K, 3500 K, 4000 K

BEGA can supply you with suitable LED replacement modules for up to 20 years after the purchase of LED luminaires – see page 186. Further LED technical data including luminous flux, CRI, service life, and dimming and electrical characteristics are provided on the individual luminaire specification sheets, available at www.bega-us.com.

NRTL listed to North American Standards, interior use only
Refer to page 185 for more information



Velvet black					
	LED	β	A	B	
50 684	8.1 W	46 °	4 1/2	3 5/8	
50 685	11.5 W	46 °	5 1/8	4	
50 686	17.0 W	46 °	6 3/4	4 7/8	



White					
	LED	β	A	B	
50 681	8.1 W	46 °	4 1/2	3 5/8	
50 682	11.5 W	46 °	5 1/8	4	
50 683	17.0 W	46 °	6 3/4	4 7/8	

β = Beam angle



Select the desired interior finish by using appropriate code number as suffix.



Matte aluminum
Code number .2



Matte brass
Code number .4



Matte copper
Code number .6



STUDIO LINE
Downlights

Electronic driver location	ceiling box
Delivered lumens	830 · 1720 lm
Luminaire size	Ø 5 1/8 · 5 7/8

STUDIO LINE
Downlights

A new addition to the STUDIO LINE, this family of recessed downlights is available in two sizes. Their unique beauty and versatility is enhanced by the choice of four matte interior finishes combined with two matte trim finishes. These finishes may be chosen to complement a wide array of interior spaces. A subtle hint of colored light on the outside edge of the beam spread results from the internally reflected light. The result is an eye-catching and elegant lighting effect.

Provided with electronic driver in ceiling box or optional ceiling pan.
Refer to the luminaire installation instructions for required minimum ceiling clearance.
An overview of more luminaires from the STUDIO LINE is provided on page 4.

Acrylic diffuser · Reflector with matte interior finish
Die-cast and extruded aluminum housing, white or velvet black finish

Select the desired interior finish by using appropriate code number as suffix

- Matte white Code number .1
- Matte aluminum Code number .2
- Matte brass Code number .4
- Matte copper Code number .6

LED color temperatures: 2700 K, 3000 K, 3500 K, 4000 K

BEGA can supply you with suitable LED replacement modules for up to 20 years after the purchase of LED luminaires – see page 186. Further LED technical data including luminous flux, CRI, service life, and dimming and electrical characteristics are provided on the individual luminaire specification sheets, available at www.bega-us.com.

NRTL listed to North American Standards, interior use only
Refer to page 185 for more information



Velvet black					
	LED	β	A	B	
50 576	10.0 W	65 °	5 1/8	3 1/8	
50 577	19.9 W	67 °	5 7/8	3 5/8	



White					
	LED	β	A	B	
50 578	10.0 W	65 °	5 1/8	3 1/8	
50 579	19.9 W	67 °	5 7/8	3 5/8	

β = Beam angle

Select the desired interior finish by using appropriate code number as suffix.



White
Code number .1



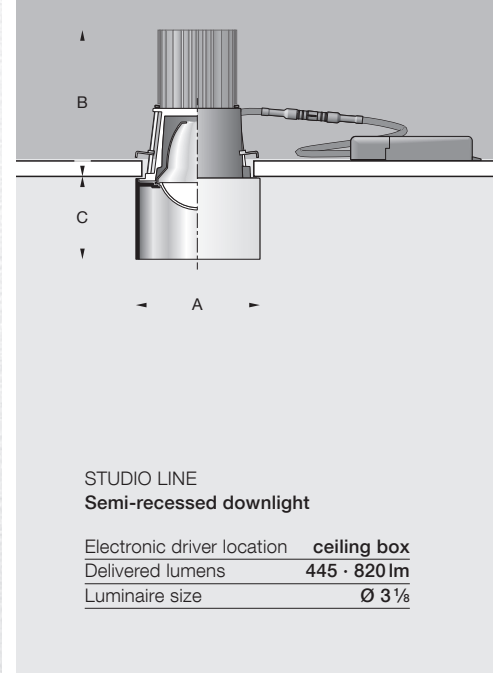
Matte aluminum
Code number .2



Matte brass
Code number .4



Matte copper
Code number .6



STUDIO LINE
Semi-recessed downlight

A series of semi-recessed STUDIO LINE downlights, available in two sizes. Once the recessed housing is installed, the finished shield magnetically snaps into place for a quick and simple installation. Their unique beauty and versatility is enhanced by the choice of three matte interior finishes combined with two matte exterior finishes. These finishes may be chosen to complement a wide array of interior spaces. A subtle hint of colored light on the outside edge of the beam spread results from the internally reflected light. The result is an eye-catching and elegant lighting effect. Provided with electronic driver in ceiling box or optional ceiling pan. Refer to the luminaire installation instructions for required minimum ceiling clearance. An overview of more luminaires from the STUDIO LINE is provided on page 4.

Molded silicone lens · Reflector made of pure anodized aluminum · Aluminum shield, white or velvet black exterior finish, matte interior finish · Die-cast aluminum housing

Select the desired interior finish by using appropriate code number as suffix

- Matte aluminum Code number .2
- Matte brass Code number .4
- Matte copper Code number .6

LED color temperatures: 2700 K, 3000 K, 3500 K, 4000 K

BEGA can supply you with suitable LED replacement modules for up to 20 years after the purchase of LED luminaires – see page 186. Further LED technical data including luminous flux, CRI, service life, and dimming and electrical characteristics are provided on the individual luminaire specification sheets, available at www.bega-us.com.

NRTL listed to North American Standards, interior use only
Refer to page 185 for more information



Velvet black					
	LED	β	A	B	C
50 249	6.5 W	47 °	3 1/8	1 7/8	2
50 252	12.5 W	47 °	3 1/8	3 3/4	2

White					
	LED	β	A	B	C
50 370	6.5 W	47 °	3 1/8	1 7/8	2
50 371	12.5 W	47 °	3 1/8	3 3/4	2

β = Beam angle



Select the desired interior finish by using appropriate code number as suffix.



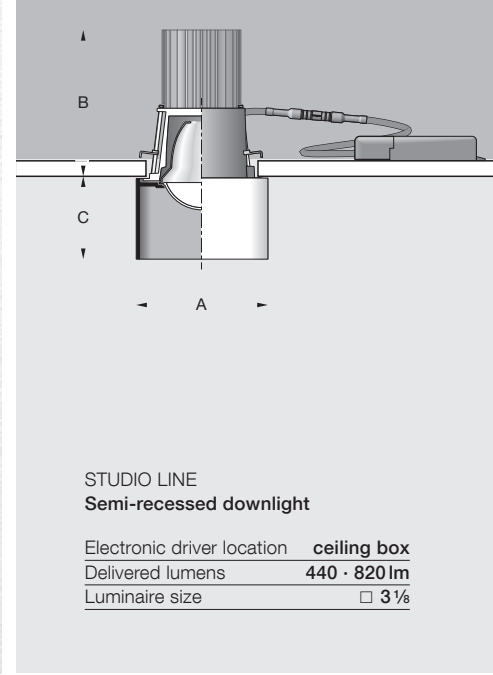
Matte aluminum
Code number .2



Matte brass
Code number .4



Matte copper
Code number .6



STUDIO LINE
Semi-recessed downlight

A series of semi-recessed STUDIO LINE downlights, available in two sizes. Once the recessed housing is installed, the finished shield magnetically snaps into place for a quick and simple installation. Their unique beauty and versatility is enhanced by the choice of three matte interior finishes combined with two matte exterior finishes. These finishes may be chosen to complement a wide array of interior spaces. A subtle hint of colored light on the outside edge of the beam spread results from the internally reflected light. The result is an eye-catching and elegant lighting effect. Provided with electronic driver in ceiling box or optional ceiling pan. Refer to the luminaire installation instructions for required minimum ceiling clearance. An overview of more luminaires from the STUDIO LINE is provided on page 4.

Molded silicone lens · Reflector made of pure anodized aluminum · Aluminum shield, white or velvet black exterior finish, matte interior finish · Die-cast aluminum housing

Select the desired interior finish by using appropriate code number as suffix

- Matte aluminum Code number .2
- Matte brass Code number .4
- Matte copper Code number .6

LED color temperatures: 2700 K, 3000 K, 3500 K, 4000 K

BEGA can supply you with suitable LED replacement modules for up to 20 years after the purchase of LED luminaires – see page 186. Further LED technical data including luminous flux, CRI, service life, and dimming and electrical characteristics are provided on the individual luminaire specification sheets, available at www.bega-us.com.

NRTL listed to North American Standards, interior use only
Refer to page 185 for more information



Velvet black					
	LED	β	A	B	C
50 250	6.5 W	48 °	3 1/8"	1 7/8"	2"
50 253	12.5 W	47 °	3 1/8"	3 3/4"	2"



White					
	LED	β	A	B	C
50 372	6.5 W	48 °	3 1/8"	1 7/8"	2"
50 373	12.5 W	47 °	3 1/8"	3 3/4"	2"

β = Beam angle



Select the desired interior finish by using appropriate code number as suffix.



Matte aluminum
Code number .2



Matte brass
Code number .4



Matte copper
Code number .6



STUDIO LINE
Shielded ceiling luminaire

A series of STUDIO LINE ceiling luminaires, available in two sizes. Their unique beauty and versatility is enhanced by the choice of three matte interior finishes combined with two exterior finishes. These finishes may be chosen to complement a wide array of interior spaces. A subtle hint of colored light on the outside edge of the beam spread results from the internally reflected light. The result is an eye-catching and elegant lighting effect. Provided with electronic driver. An overview of more luminaires from the STUDIO LINE is provided on page 4.

Molded silicone lens
Aluminum shield, white or velvet black exterior finish, matte interior finish

Select the desired interior finish by using appropriate code number as suffix

- Matte aluminum Code number **.2**
- Matte brass Code number **.4**
- Matte copper Code number **.6**

All luminaires on this page mount to a custom BEGA 19 538 recessed wiring box – see page 184. This wiring box is able to be shipped ahead of the luminaire.

LED color temperatures: 2700K, 3000K, 3500K, 4000K

BEGA can supply you with suitable LED replacement modules for up to 20 years after the purchase of LED luminaires – see page 186. Further LED technical data including luminous flux, CRI, service life, and dimming and electrical characteristics are provided on the individual luminaire specification sheets, available at www.bega-us.com.

NRTL listed to North American Standards, interior use only
Refer to page 185 for more information

Select the desired interior finish by using appropriate code number as suffix.



Matte aluminum
Code number **.2**



Matte brass
Code number **.4**



Matte copper
Code number **.6**



Velvet black				
	LED	A	B	Required wiring box
50 184	4.9W	3 3⁄8	4 1⁄2	19 538
50 185	6.3W	4 1⁄8	5 1⁄2	19 538
White				
	LED	A	B	Required wiring box
50 361	4.9W	3 3⁄8	4 1⁄2	19 538
50 362	6.3W	4 1⁄8	5 1⁄2	19 538



STUDIO LINE
Shielded ceiling luminaire

A series of STUDIO LINE ceiling luminaires. Their unique beauty and versatility is enhanced by the choice of three matte interior finishes combined with two matte exterior finishes. These finishes may be chosen to complement a wide array of interior spaces. A subtle hint of colored light on the outside edge of the beam spread results from the internally reflected light. The result is an eye-catching and elegant lighting effect.
Provided with electronic driver.
An overview of more luminaires from the STUDIO LINE is provided on page 4.

Molded silicone lens · Aluminum shield, white or velvet black exterior finish, matte interior finish

Select the desired interior finish by using appropriate code number as suffix

- Matte aluminum Code number **.2**
- Matte brass Code number **.4**
- Matte copper Code number **.6**

All luminaires on this page mount to a custom BEGA 19 538 recessed wiring box – see page 184. This wiring box is able to be shipped ahead of the luminaire.

LED color temperatures: 2700 K, 3000 K, 3500 K, 4000 K

BEGA can supply you with suitable LED replacement modules for up to 20 years after the purchase of LED luminaires – see page 186. Further LED technical data including luminous flux, CRI, service life, and dimming and electrical characteristics are provided on the individual luminaire specification sheets, available at www.bega-us.com.

NRTL listed to North American Standards, interior use only
Refer to page 185 for more information

Select the desired interior finish by using appropriate code number as suffix.



Matte aluminum
Code number **.2**



Matte brass
Code number **.4**



Matte copper
Code number **.6**



Velvet black				
	LED	A	B	Required wiring box
50 183	6.3 W	4	5 3/8	19 538
White				
	LED	A	B	Required wiring box
50 360	6.3 W	4	5 3/8	19 538



STUDIO LINE
Ceiling luminaires
Shielded

A new addition to the STUDIO LINE, this family of ceiling mounted downlights is available in three sizes. Their unique beauty and versatility is enhanced by the choice of three matte interior finishes combined with two matte exterior finishes. These finishes may be chosen to complement a wide array of interior spaces. A subtle hint of colored light on the outside edge of the beam spread results from the internally reflected light. The result is an eye-catching and elegant lighting effect. Provided with electronic driver. An overview of more luminaires from the STUDIO LINE is provided on page 4.

Molded silicone lens · Reflector made of pure anodized aluminum, matte interior finish · Die-cast aluminum housing, white or velvet black finish

- Select the desired interior finish by using appropriate code number as suffix
- Matte aluminum Code number .2
 - Matte brass Code number .4
 - Matte copper Code number .6

LED color temperatures: 2700K, 3000K, 3500K, 4000K

BEGA can supply you with suitable LED replacement modules for up to 20 years after the purchase of LED luminaires – see page 186. Further LED technical data including luminous flux, CRI, service life, and dimming and electrical characteristics are provided on the individual luminaire specification sheets, available at www.bega-us.com.

NRTL listed to North American Standards, interior use only
Refer to page 185 for more information

Select the desired interior finish by using appropriate code number as suffix.



Matte aluminum
Code number .2



Matte brass
Code number .4



Matte copper
Code number .6



Velvet black				
	LED	β	A	B
50 674	8.1 W	46 °	4 3/4	4 1/2
50 675	11.5 W	46 °	5 3/8	4 7/8
50 676	17.0 W	46 °	7	5 7/8
White				
	LED	β	A	B
50 677	8.1 W	46 °	4 3/4	4 1/2
50 678	11.5 W	46 °	5 3/8	4 7/8
50 679	17.0 W	46 °	7	5 7/8

β = Beam angle



STUDIO LINE
Ceiling luminaires
Shielded

A series of STUDIO LINE ceiling luminaires with internal opal glass diffuser, available in three sizes. Their unique beauty and versatility is enhanced by the choice of three matte interior finishes combined with two matte exterior finishes. These finishes may be chosen to complement a wide array of interior spaces. A subtle hint of colored light on the outside edge of the beam spread results from the internally reflected light. The result is an eye-catching and elegant lighting effect. Provided with electronic driver. An overview of more luminaires from the STUDIO LINE is provided on page 4.

Satin matte opal glass · Aluminum shield, white or velvet black exterior finish, matte interior finish

- Select the desired interior finish by using appropriate code number as suffix
- Matte aluminum Code number .2
 - Matte brass Code number .4
 - Matte copper Code number .6

LED color temperatures: 2700 K, 3000 K, 3500 K, 4000 K

BEGA can supply you with suitable LED replacement modules for up to 20 years after the purchase of LED luminaires – see page 186. Further LED technical data including luminous flux, CRI, service life, and dimming and electrical characteristics are provided on the individual luminaire specification sheets, available at www.bega-us.com.

NRTL listed to North American Standards, interior use only
Refer to page 185 for more information



Select the desired interior finish by using appropriate code number as suffix.



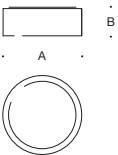
Matte aluminum
Code number .2



Matte brass
Code number .4



Matte copper
Code number .6



Velvet black				
	LED	A	B	
50 174	11.9 W	10 1/8	4 1/8	
50 175	26.9 W	14 1/8	4 3/4	
50 176	43.5 W	16 7/8	5 3/4	
White				
	LED	A	B	
50 363	11.9 W	10 1/8	4 1/8	
50 364	26.9 W	14 1/8	4 3/4	
50 365	43.5 W	16 7/8	5 3/4	



GENIUS
Ceiling luminaires · Downlights

The GENIUS series of downlights is available in a variety of light distributions, light outputs, and diameters. An efficient hybrid optical system makes use of a silicone optical lens and precise reflector for maximum glare control. Provided with electronic driver.


Clear safety glass · Molded silicone optical lens · Reflector surface made of pure anodized aluminum · Die-cast aluminum housing, white or velvet black finish · Chrome trim ring

- Select the desired exterior finish by using appropriate code number as suffix
- White Code number **.1**
 - Velvet black Code number **.5**

LED color temperatures: 2700K, 3000K, 3500K, 4000K

BEGA can supply you with suitable LED replacement modules for up to 20 years after the purchase of LED luminaires – see page 186. Further LED technical data including luminous flux, CRI, service life, and dimming and electrical characteristics are provided on the individual luminaire specification sheets, available at www.bega-us.com.

NRTL listed to North American Standards, interior use only
Refer to page 185 for more information



Select the desired exterior finish by using appropriate code number as suffix.



White
Code number **.1**



Velvet black
Code number **.5**



	Narrow beam				
	LED	β	A	B	
50 480	8.1 W	21°	4 3/4	4 1/2	
50 481	11.5 W	15°	5 3/8	4 7/8	
50 482	17.0 W	19°	7	5 7/8	

	Wide beam				
	LED	β	A	B	
50 467	8.1 W	39°	4 3/4	4 1/2	
50 468	11.5 W	34°	5 3/8	4 7/8	
50 469	17.0 W	31°	7	5 7/8	

	Very wide beam				
	LED	β	A	B	
50 477	8.1 W	59°	4 3/4	4 1/2	
50 478	11.5 W	59°	5 3/8	4 7/8	
50 479	17.0 W	59°	7	5 7/8	

	Asymmetric			
	LED		A	B
50 483	8.1 W		4 3/4	4 1/2
50 484	11.5 W		5 3/8	4 7/8
50 485	17.0 W		7	5 7/8

β = Beam angle



Ceiling luminaires · Downlights

Family of LED downlights, available in three sizes and two exterior finishes. The thick-walled, crystal glass brings sparkle and added interest to any ceiling surface, while the inner frosted section provides glare control and minimizes the direct view of the LED source. Provided with electronic driver.

Crystal glass diffuser, partially frosted with screw neck
Reflector made of pure anodized aluminum · Die-cast aluminum housing

Select the desired exterior finish by using appropriate code number as suffix

- White Code number **.1**
- Stainless steel Code number **.2**

LED color temperatures: 2700 K, 3000 K, 3500 K, 4000 K

BEGA can supply you with suitable LED replacement modules for up to 20 years after the purchase of LED luminaires – see page 186. Further LED technical data including luminous flux, CRI, service life, and dimming and electrical characteristics are provided on the individual luminaire specification sheets, available at www.bega-us.com.

NRTL listed to North American Standards, interior use only
Refer to page 185 for more information



Select the desired exterior finish by using appropriate code number as suffix.




White
Code number **.1**



Stainless steel
Code number **.2**



Downlight				
	LED	A	B	
50 511	8.1 W	4 3/4	5 1/4	
50 513	11.5 W	5 3/8	5 3/4	
50 515	17.0 W	7	6 7/8	



Ceiling luminaires · Downlights

Family of LED downlights, available in two sizes and two exterior finishes. The thick-walled, crystal glass brings sparkle and added interest to any ceiling surface while the inner frosted section provides glare control and minimizes the direct view of the LED source. The compact, shallow housing is ideal for areas with low ceiling heights such as lobbies and corridors. Provided with electronic driver.

Crystal glass diffuser, partially frosted with screw neck
Reflector made of pure anodized aluminum · Die-cast aluminum housing

Select the desired exterior finish by using appropriate code number as suffix

- White Code number .1
- Stainless steel Code number .2

LED color temperatures: 2700K, 3000K, 3500K, 4000K

BEGA can supply you with suitable LED replacement modules for up to 20 years after the purchase of LED luminaires – see page 186. Further LED technical data including luminous flux, CRI, service life, and dimming and electrical characteristics are provided on the individual luminaire specification sheets, available at www.bega-us.com.

NRTL listed to North American Standards, interior use only
Refer to page 185 for more information



Select the desired exterior finish by using appropriate code number as suffix.



White
Code number .1



Stainless steel
Code number .2



· A ·

Downlight			
	LED	A	B
50 568	11.5W	5 3/8	3 1/4
50 570	17.0W	7	3 3/4



Ceiling luminaires · Downlights
Direct and indirect light distribution

LED downlights with directed and diffuse light distributions, available in three sizes and three exterior finishes. Light is directed downward by a precise reflector, while additional high angle light illuminates the opal glass accent. The dual light distribution results in an efficient ceiling luminaire with a high degree of visual comfort. Provided with electronic driver.

Hand-blown, three-ply opal glass, satin matte finish with screw neck
Molded silicone lens · Reflector made of pure anodized aluminum
Die-cast aluminum housing

Select the desired exterior finish by using appropriate code number as suffix

- White Code number **.1**
- Stainless steel Code number **.2**
- Velvet black Code number **.5**

LED color temperatures: 2700 K, 3000 K, 3500 K, 4000 K

BEGA can supply you with suitable LED replacement modules for up to 20 years after the purchase of LED luminaires – see page 186. Further LED technical data including luminous flux, CRI, service life, and dimming and electrical characteristics are provided on the individual luminaire specification sheets, available at www.bega-us.com.

NRTL listed to North American Standards, interior use only
Refer to page 185 for more information



Select the desired exterior finish by using appropriate code number as suffix.



White
Code number **.1**



Stainless steel
Code number **.2**




Velvet black
Code number **.5**



Downlight				
	LED	β	A	B
50 517	8.1 W	42 °	4 3/4	6 1/2
50 519	11.5 W	42 °	5 3/8	7 1/4
50 521	17.0 W	43 °	7	9

β = Beam angle



Ceiling luminaires · Downlights
Direct and indirect light distribution

LED downlights with direct/indirect light distributions, available with exterior crystal or opal glass. A crystal glass optical lens refracts the powerful LED output, collimating the center portion within the reflector for the downlight component. At the same time, a portion of the light is refracted outwards to illuminate the exterior of the reflector and external glass. This creates vertical illuminance and adds an artistic touch to a typical downlight.
Provided with electronic driver.

Hand-blown clear crystal glass or opal glass, with screw neck
Additional optical lens made of partially frosted crystal glass
Reflector made of pure anodized aluminum · Aluminum housing

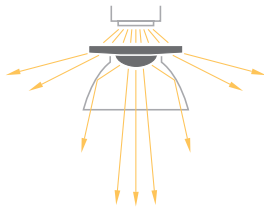
- Select the desired exterior finish by using appropriate code number as suffix
- White Code number **.1**
 - Stainless steel Code number **.2**
 - Polished aluminum Code number **.3**

Some luminaires on this page mount to a custom BEGA 19 538 recessed wiring box – see page 184. This wiring box is able to be shipped ahead of the luminaire. Refer to the luminaire installation instructions for details.

LED color temperatures: 2700 K, 3000 K, 3500 K, 4000 K

BEGA can supply you with suitable LED replacement modules for up to 20 years after the purchase of LED luminaires – see page 186. Further LED technical data including luminous flux, CRI, service life, and dimming and electrical characteristics are provided on the individual luminaire specification sheets, available at www.bega-us.com.

NRTL listed to North American Standards, interior use only
Refer to page 185 for more information



Optical lens made of partially frosted crystal glass

Select the desired exterior finish by using appropriate code number as suffix.



White
Code number **.1**



Stainless steel
Code number **.2**



Polished aluminum
Code number **.3**



Opal glass					
	LED	β	A	B	Required wiring box
23 619	3.0 W	46 °	4	4 1/4	19 538
23 620	7.5 W	43 °	4 7/8	4 3/4	-
23 663	13.5 W	39 °	5 3/4	5 1/4	-
23 664	19.0 W	40 °	7 1/2	6 1/8	-

Crystal glass					
	LED	β	A	B	Required wiring box
23 559	3.0 W	42 °	4	4 1/4	19 538
23 560	7.5 W	43 °	4 7/8	4 3/4	-
23 571	13.5 W	40 °	5 3/4	5 1/4	-
23 576	19.0 W	39 °	7 1/2	6 1/8	-

β = Beam angle



The soft, indirect light from these luminaires illuminates the ceiling surface for added visual interest and ambient lighting.



Ceiling luminaires
Direct and indirect light distribution

LED ceiling luminaires with indirect/direct light distribution, available in three sizes and three exterior finishes. These unique luminaires direct light downward while simultaneously reflecting light back onto the ceiling which creates a soft glow around the luminaire. The dual light distribution and the frosted, concave diffuser surface create beautiful and effective lighting for a wide range of interior spaces. Provided with electronic driver.

Hand-blown, partially frosted crystal glass with screw neck · Molded silicone lens
Reflector made of pure anodized aluminum · Aluminum housing

Select the desired exterior finish by using appropriate code number as suffix

- White Code number **.1**
- Stainless steel Code number **.2**
- Polished aluminum Code number **.3**

LED color temperatures: 2700K, 3000K, 3500K, 4000K

BEGA can supply you with suitable LED replacement modules for up to 20 years after the purchase of LED luminaires – see page 186. Further LED technical data including luminous flux, CRI, service life, and dimming and electrical characteristics are provided on the individual luminaire specification sheets, available at www.bega-us.com.

NRTL listed to North American Standards, interior use only
Refer to page 185 for more information

Select the desired exterior finish by using appropriate code number as suffix.



White
Code number **.1**



Stainless steel
Code number **.2**



Polished aluminum
Code number **.3**



Ceiling luminaire			
	LED	A	B
50 060	13.4W	5 5/8"	4 1/2"
50 061	17.8W	7 1/2"	5 1/4"
50 062	25.0W	8 5/8"	6 1/8"



For recessed ceiling luminaires, see page 38.



For pendant luminaires, see page 154.

Select the desired exterior finish by using appropriate code number as suffix.



White
Code number .1



Stainless steel
Code number .2



Polished aluminum
Code number .3



Ceiling luminaires

Unshielded

LED ceiling luminaires available in four sizes and three exterior finishes. The unique hand-blown, three-ply opal glass with a concave interior surface provides soft, uniform light. These luminaires are a perfect combination of the age-old art of glass making with the latest lighting technology. Provided with electronic driver.

Hand-blown, three-ply opal glass, satin matte finish with screw neck
Aluminum housing

Select the desired exterior finish by using appropriate code number as suffix

- White Code number .1
- Stainless steel Code number .2
- Polished aluminum Code number .3

Some luminaires on this page mount to a custom BEGA 19 538 recessed wiring box – see page 184. This wiring box is able to be shipped ahead of the luminaire. Refer to the luminaire installation instructions for details.

LED color temperatures: 2700 K, 3000 K, 3500 K, 4000 K

BEGA can supply you with suitable LED replacement modules for up to 20 years after the purchase of LED luminaires – see page 186. Further LED technical data including luminous flux, CRI, service life, and dimming and electrical characteristics are provided on the individual luminaire specification sheets, available at www.bega-us.com.

NRTL listed to North American Standards, interior use only
Refer to page 185 for more information



Ceiling luminaire					
	LED	A	B	Required wiring box	
23 846	3.0 W	4	3 7/8	19 538	
23 966	7.5 W	4 7/8	3 7/8	-	
23 967	9.6 W	5 5/8	4 3/8	-	
34 021	13.5 W	7 1/2	5 1/8	-	



Ceiling luminaires · Downlights
BEGA Vortex Optics®

Family of surface mounted downlights with symmetric narrow, wide, and asymmetric distributions, available in three sizes. The patent pending ‘vortex reflector’ rotates a parabolic reflector around the vertical axis to form a complex vortex shape. This vortex balances maximum efficacy with optimal glare control, while eliminating shadows and artifacts in a uniquely sharp square light distribution.
Provided with electronic driver.

Clear safety glass · Reflector surface made of pure anodized aluminum
Robotically applied silicone, plasma treated · Silicone gasket
Die-cast aluminum housing, white finish

Some luminaires on this page mount to a custom BEGA 19 538 recessed wiring box – see page 184. This wiring box is able to be shipped ahead of the luminaire. Refer to the luminaire installation instructions for details.

LED color temperatures: 2700K, 3000K, 3500K, 4000K

BEGA can supply you with suitable LED replacement modules for up to 20 years after the purchase of LED luminaires – see page 186. Further LED technical data including luminous flux, CRI, service life, and dimming and electrical characteristics are provided on the individual luminaire specification sheets, available at www.bega-us.com.

NRTL listed to North American Standards, interior use only
Refer to page 185 for more information



For recessed luminaires, see page 36.



Narrow beam					
	LED	β	A	B	Required wiring box
50 162	3.0W	24°	3 3/4	3 1/2	19 538
50 163	8.4W	25°	3 3/4	3 1/2	19 538
50 164	17.8W	26°	5 1/8	4	-
50 165	33.6W	27°	6 3/4	4	-



Wide beam					
	LED	β	A	B	Required wiring box
50 166	3.0W	40°	3 3/4	3 1/2	19 538
50 167	8.4W	39°	3 3/4	3 1/2	19 538
50 168	17.8W	39°	5 1/8	4	-
50 169	33.6W	41°	6 3/4	4	-




Asymmetric					
	LED		A	B	Required wiring box
50 413	3.0W		3 3/4	3 1/2	19 538
50 414	8.4W		3 3/4	3 1/2	19 538
50 415	17.8W		5 1/8	4	-
50 416	33.6W		6 3/4	4	-

β = Beam angle



For pendant luminaires, see page 134.



FLED
Large-area ceiling luminaires
Direct and indirect light distribution

LED ceiling luminaires optimally designed for glare-free illumination of offices, classrooms, and similar large, interior spaces. Edge lit, micro-structured acrylic panels efficiently direct the light resulting in a glare-free light source with a high degree of visual comfort. Available in two versions: 90 % direct and 10 % indirect light, or 100 % direct light.
Provided with electronic driver.


Edge lit, micro-structured acrylic panels
Aluminum housing, matte aluminum finish with continuous, matte black trim

All luminaires on this page mount to a custom BEGA 19 537 recessed wiring box – see page 184. This wiring box is able to be shipped ahead of the luminaire.

LED color temperatures: 2700 K, 3000 K, 3500 K, 4000 K

BEGA can supply you with suitable LED replacement modules for up to 20 years after the purchase of LED luminaires – see page 186. Further LED technical data including luminous flux, CRI, service life, and dimming and electrical characteristics are provided on the individual luminaire specification sheets, available at www.bega-us.com.

NRTL listed to North American Standards, interior use only
Refer to page 185 for more information



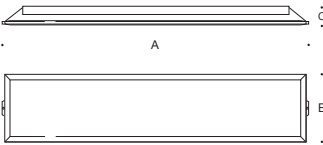
Frame height <1/2" (11mm)
Optical system consisting of edge lit, micro-structured acrylic panels



90 % direct,
10 % indirect light



100 % direct light



FLED · 90 % direct and 10 % indirect light					
	LED	A	B	C	Required wiring box
12 194	52.6 W	61 5/8	13 1/2	3 7/8	19 537

FLED · 100 % direct light					
	LED	A	B	C	Required wiring box
12 292	52.6 W	61 5/8	13 1/2	3 7/8	19 537



MAXIMA
Large-area ceiling and wall luminaires

MAXIMA – a new series of large-area ceiling and wall luminaires, available with tunable white technology. The high lumen output and large scale of these luminaires unlock new and creative lighting design options in many areas of architecture. Provided with electronic driver. For matching pendant luminaires, see page 138.

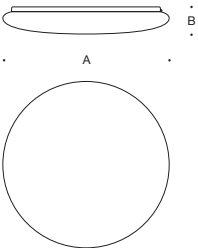
White high density polyethylene diffuser · Aluminum housing, white finish

LED color temperatures: 2700 K, 3000 K, 3500 K, 4000 K

Tunable white color temperature range is adjustable from 2700 K to 6500 K via DALI control protocol

BEGA can supply you with suitable LED replacement modules for up to 20 years after the purchase of LED luminaires – see page 186. Further LED technical data including luminous flux, CRI, service life, and dimming and electrical characteristics are provided on the individual luminaire specification sheets, available at www.bega-us.com.

NRTL listed to North American Standards, interior use only
Refer to page 185 for more information



MAXIMA · large-area luminaires			
	LED	A	B
50 100	92.4 W	39%	6
50 101	123.2 W	51 1/8	6 1/4

MAXIMA · large-area luminaires · Tunable white			
	LED	A	B
50 192	100.0 W	39%	6
50 193	123.2 W	51 1/8	6 1/4



PLANETA
Large-area ceiling and wall luminaires

PLANETA – large area ceiling and wall luminaires, available with tunable white technology and a choice of three exterior finishes. The crystal glass diffuser sits flush with the frame and provides beautiful, uniform illumination. This family of luminaires unlocks new and creative lighting design options in many areas of architecture. Provided with electronic driver. For matching pendant luminaires, see page 140.

Crystal glass diffuser with white interior finish · Aluminum housing

Select the desired trim finish by using appropriate code number as suffix

- White Code number **.1**
- Stainless steel Code number **.2**
- Chrome Code number **.3**

LED color temperatures: 2700K, 3000K, 3500K, 4000K

Tunable white color temperature range is adjustable from 2700K to 6500K via DALI control protocol

BEGA can supply you with suitable LED replacement modules for up to 20 years after the purchase of LED luminaires – see page 186. Further LED technical data including luminous flux, CRI, service life, and dimming and electrical characteristics are provided on the individual luminaire specification sheets, available at www.bega-us.com.

NRTL listed to North American Standards, interior use only
Refer to page 185 for more information



Select the desired trim finish by using appropriate code number as suffix.



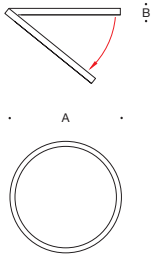
White
Code number **.1**



Stainless steel
Code number **.2**



Chrome
Code number **.3**



PLANETA				
		LED	A	B
34 022	ADA	67.2 W	19 3/4"	3"



Ceiling and wall luminaires

Compact LED luminaires with unshielded light which are suitable as both ceiling and wall luminaires. Elegant luminaire housings without any visible fasteners. A die-cast aluminum housing and thick-walled crystal glass combined with LED technology make these luminaires durable and cost-effective solutions for interior spaces. Three different housing finishes are available allowing perfect coordination with architectural details. Provided with electronic driver.

Crystal glass diffuser with white interior finish
Die-cast aluminum housing

Select the desired finish by using appropriate code number as suffix

- White Code number **.1**
- Stainless steel Code number **.2**
- Chrome Code number **.3**

LED color temperatures: 2700K, 3000K, 3500K, 4000K

BEGA can supply you with suitable LED replacement modules for up to 20 years after the purchase of LED luminaires – see page 186. Further LED technical data including luminous flux, CRI, service life, and dimming and electrical characteristics are provided on the individual luminaire specification sheets, available at www.bega-us.com.

NRTL listed to North American Standards, interior use only
Refer to page 185 for more information



Select the desired finish by using appropriate code number as suffix.



White
Code number **.1**



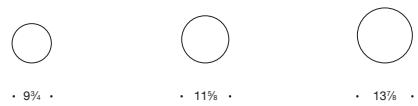
Stainless steel
Code number **.2**



Chrome
Code number **.3**



Ceiling and wall luminaire				
		LED	A	B
50 535	ADA	4.1 W	6 1/4	2 5/8
50 536	ADA	6.9 W	8 3/8	2 3/4
50 537	ADA	15.2 W	10 1/4	3 1/8



Ceiling and wall luminaires

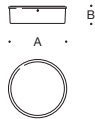
A series of impressive crystal glass luminaires, suitable for both ceiling and wall installation. The white interior of the glass appears to be embedded in the clear crystal glass and ensures a pleasant, soft lighting effect. Metal elements carefully integrated with the glass allow the luminaire to install by simply twisting the diffuser into place. Whether as individual luminaires or arranged in groups, this series enhances the lighting of any interior space. Provided with electronic driver.

Crystal glass diffuser with white interior finish
Metal mounting plate, white finish

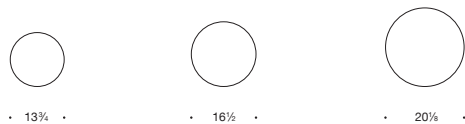
LED color temperatures: 2700K, 3000K, 3500K, 4000K

BEGA can supply you with suitable LED replacement modules for up to 20 years after the purchase of LED luminaires – see page 186. Further LED technical data including luminous flux, CRI, service life, and dimming and electrical characteristics are provided on the individual luminaire specification sheets, available at www.bega-us.com.

NRTL listed to North American Standards, interior use only
Refer to page 185 for more information



Ceiling and wall luminaire				
		LED	A	B
78 634	ADA	10.6W	9 ¼	3 ⅝
78 635	ADA	11.6W	11 ⅞	3 ⅝
50 598	ADA	23.4W	13 ⅞	3 ⅝



Ceiling and wall luminaires

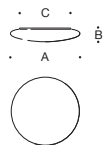
Expertly hand crafted glass combined with cost effective and durable technology. Available in multiple size and lumen output combinations, these ceiling and wall luminaires offer a broad range of lighting design opportunities. Perfect proportions and impressive glass help these luminaires make a lasting impression. Luminaires in this series are also available with an impact resistant acrylic diffuser for special applications, add **P** as suffix. Provided with electronic driver.

Hand-blown opal glass with screw neck or impact resistant acrylic diffuser with screw neck · Metal mounting plate, white finish

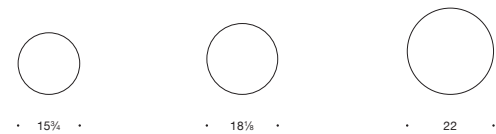
LED color temperatures: 2700K, 3000K, 3500K, 4000K

BEGA can supply you with suitable LED replacement modules for up to 20 years after the purchase of LED luminaires – see page 186. Further LED technical data including luminous flux, CRI, service life, and dimming and electrical characteristics are provided on the individual luminaire specification sheets, available at www.bega-us.com.

NRTL listed to North American Standards, interior use only
Refer to page 185 for more information



Ceiling and wall luminaire					
		LED	A	B	C
23 296	ADA	8.1 W	13 ¾	3 ¼	9 ½
23 410	ADA	11.9 W	13 ¾	3 ¼	9 ½
23 414	ADA	17.4 W	16 ½	4	11
12 163	ADA	25.2 W	16 ½	3 ⅞	11
12 164		37.8 W	20 ⅞	4 ⅞	14



Ceiling and wall luminaires

Expertly hand crafted glass combined with cost effective and durable technology. Available in multiple size and lumen output combinations, these ceiling and wall luminaires offer a broad range of lighting design opportunities. Perfect proportions and impressive glass help these luminaires make a lasting impression. Provided with electronic driver.

Hand-blown opal glass with screw neck · Metal mounting plate, white finish

LED color temperatures: 2700 K, 3000 K, 3500 K, 4000 K

BEGA can supply you with suitable LED replacement modules for up to 20 years after the purchase of LED luminaires – see page 186. Further LED technical data including luminous flux, CRI, service life, and dimming and electrical characteristics are provided on the individual luminaire specification sheets, available at www.bega-us.com.

NRTL listed to North American Standards, interior use only
Refer to page 185 for more information



Ceiling and wall luminaire					
		LED	A	B	C
23 321	ADA	8.1 W	15 3/4	3 7/8	9 1/2
23 416	ADA	11.9 W	15 3/4	3 7/8	9 1/2
23 322	ADA	17.4 W	18 1/8	4	11
12 161	ADA	25.2 W	18 1/8	3 7/8	11
12 162		37.8 W	22	5	14



Ceiling and wall luminaires

These shallow designs are only possible with the integration of compact, reliable and cost-effective LED sources. This family of luminaires is a unique combination of the age-old glassmaker's art with the latest lighting technology. Available in three housing finishes and distinct glass diffusers allowing for the perfect coordination with other architectural details.
Provided with electronic driver.

Crystal glass diffuser with white interior finish or hand-blown, three-ply opal glass, satin matte finish · Aluminum housing

Select the desired finish by using appropriate code number as suffix

- White Code number **.1**
- Stainless steel Code number **.2**
- Polished aluminum Code number **.3**

LED color temperatures: 2700 K, 3000 K, 3500 K, 4000 K

BEGA can supply you with suitable LED replacement modules for up to 20 years after the purchase of LED luminaires – see page 186. Further LED technical data including luminous flux, CRI, service life, and dimming and electrical characteristics are provided on the individual luminaire specification sheets, available at www.bega-us.com.

NRTL listed to North American Standards, interior use only
Refer to page 185 for more information



Select the desired finish by using appropriate code number as suffix.



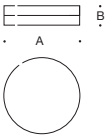
White
Code number **.1**



Stainless steel
Code number **.2**

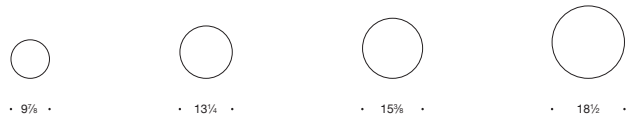


Polished aluminum
Code number **.3**



Ceiling and wall luminaire · Crystal glass					
		LED		A	B
12 127	ADA	14.2 W		10 3⁄8"	2 5⁄8"
12 128	ADA	19.6 W		12"	2 5⁄8"

Ceiling and wal luminaire I · Opal glass					
		LED		A	B
12 130	ADA	14.2 W		10 3⁄8"	2 5⁄8"
12 131	ADA	19.6 W		12"	2 5⁄8"



Ceiling and wall luminaires

It is difficult to improve upon a classic and timeless design, but this family of luminaires does just that. With a simple shape, crisp edges, high lumen output, and multiple material finishes to choose from, these luminaires are well suited for general illumination of nearly any interior space. Available in four sizes for either wall or ceiling installation. Provided with electronic driver.

Hand-blown, three-ply opal glass, satin matte finish with screw neck
Metal mounting plate, white finish

Metal trim rings are available in three finishes to coordinate the luminaires with various architectural materials. Trim rings are accessories and must be ordered separately.

LED color temperatures: 2700 K, 3000 K, 3500 K, 4000 K

BEGA can supply you with suitable LED replacement modules for up to 20 years after the purchase of LED luminaires – see page 186. Further LED technical data including luminous flux, CRI, service life, and dimming and electrical characteristics are provided on the individual luminaire specification sheets, available at www.bega-us.com.

NRTL listed to North American Standards, interior use only
Refer to page 185 for more information



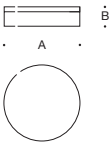
White trim ring



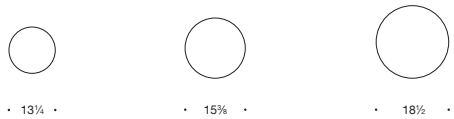
Stainless steel trim ring



Chrome trim ring



Ceiling and wall luminaire							
		LED	A	B	White	S/steel	Chrome
50 078	ADA	16.8 W	9 7⁄8	3 1⁄8	13 076	13 077	13 078
50 079	ADA	25.9 W	13 1⁄4	3 1⁄2	13 079	13 080	13 081
50 080	ADA	37.8 W	15 5⁄8	4	13 082	13 083	13 084
50 081		60.0 W	18 1⁄2	4 1⁄2	13 085	13 086	13 087



Ceiling and wall luminaires

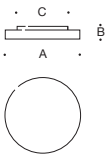
A family of luminaires with high-quality, hand-blown glass, featuring a precise and distinctly contoured glass edge. Available in three sizes, all with a shallow projection from the finished surface. These luminaires balance efficacy and elegance for use in a wide variety of interior space types. Luminaires in this series are also available with an impact resistant acrylic diffuser for special applications, add **P** as suffix. Provided with electronic driver.

Hand-blown, three-ply opal glass, satin matte finish or impact resistant acrylic diffuser
Aluminum housing, white finish

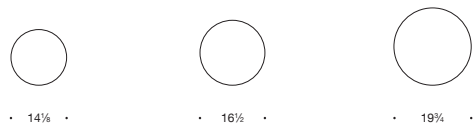
LED color temperatures: 2700 K, 3000 K, 3500 K, 4000 K

BEGA can supply you with suitable LED replacement modules for up to 20 years after the purchase of LED luminaires – see page 186. Further LED technical data including luminous flux, CRI, service life, and dimming and electrical characteristics are provided on the individual luminaire specification sheets, available at www.bega-us.com.

NRTL listed to North American Standards, interior use only
Refer to page 185 for more information



Ceiling and wall luminaire					
		LED	A	B	C
34 287	ADA	16.4 W	13 1/4	3 3/8	10 1/2
34 288	ADA	25.9 W	15 3/8	3 3/8	11 7/8
23 297	ADA	37.8 W	18 1/2	3 7/8	14 1/4



Ceiling and wall luminaires

A family of luminaires with high-quality, hand-blown glass, featuring a precise and distinctly contoured glass edge. The light is shielded on the sides by a metal housing which creates a striking contrast between the glowing glass and housing. At the same time, indirect light between the wall or ceiling surface and metal housing make the luminaires appear as if they are floating. Available in three sizes and two exterior finishes.

Luminaires in this series are also available with an impact resistant acrylic diffuser for special applications, add **P** as suffix.

Provided with electronic driver.

Hand-blown, three-ply opal glass, satin matte finish or impact resistant acrylic diffuser
Aluminum housing

- Select the desired finish by using appropriate code number as suffix
- White Code number **.1**
 - Silver Code number **.2**

LED color temperatures: 2700 K, 3000 K, 3500 K, 4000 K

BEGA can supply you with suitable LED replacement modules for up to 20 years after the purchase of LED luminaires – see page 186. Further LED technical data including luminous flux, CRI, service life, and dimming and electrical characteristics are provided on the individual luminaire specification sheets, available at www.bega-us.com.

NRTL listed to North American Standards, interior use only
Refer to page 185 for more information



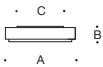
Select the desired finish by using appropriate code number as suffix.



White
Code number **.1**



Silver
Code number **.2**



Ceiling and wall luminaire					
		LED	A	B	C
34 278	ADA	16.4 W	14 1/8	3 3/8	10 1/2
34 279	ADA	25.9 W	16 1/2	3 3/8	11 1/4
12 165	ADA	37.8 W	19 3/4	3 3/8	14 1/4



Ceiling and wall luminaires

A perfectly shaped sphere is one of the most important elements of design. As a fundamental geometric shape, the form is pure and timeless. These captivating wall and ceiling luminaires complement any design aesthetic, making them well suited for a multitude of space types. Provided with electronic driver.

Hand-blown, three-ply opal glass, satin matte finish with screw neck
Aluminum housing, white finish

Metal trim rings are available in three finishes to coordinate the luminaires with various architectural materials. Trim rings are accessories and must be ordered separately.

LED color temperatures: 2700 K, 3000 K, 3500 K, 4000 K

BEGA can supply you with suitable LED replacement modules for up to 20 years after the purchase of LED luminaires – see page 186. Further LED technical data including luminous flux, CRI, service life, and dimming and electrical characteristics are provided on the individual luminaire specification sheets, available at www.bega-us.com.

NRTL listed to North American Standards, interior use only
Refer to page 185 for more information



For recessed ceiling and wall luminaires, see page 40.



For pendant luminaires, see page 156.



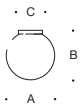
Stainless steel trim ring




Polished aluminum trim ring



Brass trim ring



Ceiling and wall luminaire							
	LED	A	B	C	Stainless steel	Polished aluminum	Brass
50 538	7.6 W	7 7/8	8 1/4	4 3/8	13 180	13 181	13 182
50 539	15.2 W	9 7/8	10	5 1/2	13 183	13 184	13 185
50 540	22.0 W	11 3/4	11 3/4	6 1/2	13 186	13 187	13 188



Ceiling and wall luminaires

A series of unshielded LED luminaires in three, seamless lengths for installation on ceilings or walls. LED technology and our own LED module production facilities enable us to pursue new avenues of luminaire design and to develop distinctive luminaires in special sizes. These unusually long lengths present new and creative options in many areas of interior design. The luminaires can be mounted in horizontal or vertical orientations. Provided with electronic driver.

Acrylic diffuser · Die-cast and extruded aluminum housing

Select the desired finish by using appropriate code number as suffix

- White Code number **.1**
- Matte aluminum Code number **.2**

All luminaires on this page mount to a custom BEGA 19 537 recessed wiring box – see page 184. This wiring box is able to be shipped ahead of the luminaire.

LED color temperatures: 2700 K, 3000 K, 3500 K, 4000 K

BEGA can supply you with suitable LED replacement modules for up to 20 years after the purchase of LED luminaires – see page 186. Further LED technical data including luminous flux, CRI, service life, and dimming and electrical characteristics are provided on the individual luminaire specification sheets, available at www.bega-us.com.

NRTL listed to North American Standards, interior use only
Refer to page 185 for more information



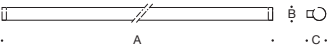
Select the desired finish by using appropriate code number as suffix.





White
Code number **.1**



Matte aluminum
Code number **.2**



Ceiling and wall luminaire						
		LED	A	B	C	Required wiring box
50 142	ADA	35.2 W	41 3⁄8	2	3 1⁄8	19 537
50 143	ADA	50.4 W	61	2	3 1⁄8	19 537
50 144	ADA	70.4 W	80 3⁄4	2	3 1⁄8	19 537



LINEARA
Ceiling and wall luminaires

A series of unshielded LED luminaires in four, seamless lengths for installation on ceilings or walls. LED technology and our own LED module production facilities enable us to pursue new avenues of luminaire design and to develop distinctive luminaires in special sizes. These unusually long lengths present new and creative options in many areas of interior design. The luminaires can be mounted in horizontal or vertical orientations. Provided with electronic driver.

Acrylic diffuser · Die-cast and extruded aluminum housing

Select the desired finish by using appropriate code number as suffix

- White Code number **.1**
- Matte aluminum Code number **.2**

All luminaires on this page mount to a custom BEGA 19 537 recessed wiring box – see page 184. This wiring box is able to be shipped ahead of the luminaire.

LED color temperatures: 2700 K, 3000 K, 3500 K, 4000 K

BEGA can supply you with suitable LED replacement modules for up to 20 years after the purchase of LED luminaires – see page 186. Further LED technical data including luminous flux, CRI, service life, and dimming and electrical characteristics are provided on the individual luminaire specification sheets, available at www.bega-us.com.

NRTL listed to North American Standards, interior use only
Refer to page 185 for more information

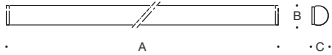
Select the desired finish
by using appropriate code
number as suffix.



White
Code number **.1**



Matte aluminum
Code number **.2**



Ceiling and wall luminaire						
		LED	A	B	C	Required wiring box
50 215	ADA	23.6 W	24	3 1/4	2 3/4	19 537
50 216	ADA	35.2 W	39 3/4	3 1/4	2 3/4	19 537
50 217	ADA	52.8 W	59 1/2	3 1/4	2 3/4	19 537
50 218	ADA	70.4 W	79 1/8	3 1/4	2 3/4	19 537



Wall luminaires

Light output on two sides

Wall luminaires with up and down light output, ideal for highlighting columns or other architectural features. This family of luminaires with partially frosted crystal glass creates beautiful accents on the wall surface and adds sparkle to the space. Provided with electronic driver.

Hand-blown, partially frosted crystal glass
Reflector made of pure anodized aluminum · Die-cast aluminum housing

Select the desired finish by using appropriate code number as suffix

- White Code number **.1**
- Stainless steel Code number **.2**

LED color temperatures: 2700 K, 3000 K, 3500 K, 4000 K

BEGA can supply you with suitable LED replacement modules for up to 20 years after the purchase of LED luminaires – see page 186. Further LED technical data including luminous flux, CRI, service life, and dimming and electrical characteristics are provided on the individual luminaire specification sheets, available at www.bega-us.com.

NRTL listed to North American Standards, interior use only
Refer to page 185 for more information



Crystal glass creates brilliant patterns on the wall

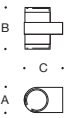
Select the desired finish by using appropriate code number as suffix.



White
Code number **.1**



Stainless steel
Code number **.2**



Wall luminaires				
	LED	A	B	C
50 601	16.2W	5	6 3/8	6 1/2
50 602	23.0W	5 5/8	7 1/8	7 3/4



Wall washers
Light output on two sides

A family of LED wall washer luminaires with up and down light distribution. High lumen output and excellent glare control make these luminaires well suited for illumination of tall interior walls or columns. Arranged individually or in groups, these wall luminaires create visual interest in a space while providing significant vertical and horizontal illumination. Provided with electronic driver.

Clear safety glass · Molded silicone optical lens
Reflector surface made of pure anodized aluminum
Die-cast aluminum housing · Chrome trim ring

Select the desired exterior finish by using appropriate code number as suffix

- White Code number **.1**
- Velvet black Code number **.5**

LED color temperatures: 2700 K, 3000 K, 3500 K, 4000 K

BEGA can supply you with suitable LED replacement modules for up to 20 years after the purchase of LED luminaires – see page 186. Further LED technical data including luminous flux, CRI, service life, and dimming and electrical characteristics are provided on the individual luminaire specification sheets, available at www.bega-us.com.

NRTL listed to North American Standards, interior use only
Refer to page 185 for more information



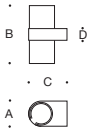
Select the desired exterior finish by using appropriate code number as suffix.



White
Code number **.1**

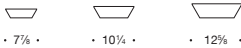


Velvet black
Code number **.5**



Wall washer					
	LED	β	A	B	C
50 603	16.2 W	36°	5	10 ¾	6 ½
50 604	23.0 W	42°	5 ⅝	11 ½	7 ¾

β = Beam angle



Wall washers
Symmetric or asymmetric light distribution

A versatile family of luminaires, available in multiple sizes, light distributions, and finishes. The symmetric light distribution versions are designed to wash wall surfaces. Asymmetric versions are intended to indirectly illuminate ceilings or archways, while also subtly illuminating the wall surface. These luminaires are an excellent lighting tool for efficient, indirect illumination of interior spaces. Provided with electronic driver.

Clear safety glass · Reflector made of pure anodized aluminum
Die-cast aluminum housing

Select the desired exterior finish by using appropriate code number as suffix

- White Code number **.1**
- Palladium Code number **.4**
- Velvet black Code number **.5**

Some luminaires on this page mount to a custom BEGA 19 542 recessed wiring box – see page 184. This wiring box is able to be shipped ahead of the luminaire. Refer to the luminaire installation instructions for details.

LED color temperatures: 2700 K, 3000 K, 3500 K, 4000 K

BEGA can supply you with suitable LED replacement modules for up to 20 years after the purchase of LED luminaires – see page 186. Further LED technical data including luminous flux, CRI, service life, and dimming and electrical characteristics are provided on the individual luminaire specification sheets, available at www.bega-us.com.

NRTL listed to North American Standards, interior use only
Refer to page 185 for more information

Select the desired exterior finish by using appropriate code number as suffix.



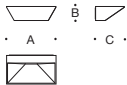
White
Code number **.1**



Palladium
Code number **.4**



Velvet black
Code number **.5**



Symmetric						
	LED	A	B	C	Required wiring box	
50 180	10.5W	7 7/8	2 5/8	4 7/8	19 542	
50 198	16.5W	10 1/4	3	6 1/8	–	
50 199	33.6W	12 5/8	4 1/4	7 3/8	–	

Asymmetric						
	LED	A	B	C	Required wiring box	
50 181	10.5W	7 7/8	2 5/8	4 7/8	19 542	
50 200	16.5W	10 1/4	3	6 1/8	–	
50 201	33.6W	12 5/8	4 1/4	7 3/8	–	



Wall washers
Light output on two sides

Compact, efficient, and economical LED wall washers with up and down light distribution. Precise reflectors direct the light back onto the wall surface for glare-free illumination. Various sizes and three different finishes enable coordination with other architectural features in the space. Provided with electronic driver.

Crystal glass diffuser with white interior finish
Reflector made of pure anodized aluminum · Die-cast aluminum housing

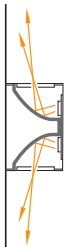
Select the desired exterior finish by using appropriate code number as suffix

- White Code number **.1**
- Palladium Code number **.4**
- Velvet black Code number **.5**

LED color temperatures: 2700K, 3000K, 3500K, 4000K

BEGA can supply you with suitable LED replacement modules for up to 20 years after the purchase of LED luminaires – see page 186. Further LED technical data including luminous flux, CRI, service life, and dimming and electrical characteristics are provided on the individual luminaire specification sheets, available at www.bega-us.com.


NRTL listed to North American Standards, interior use only
Refer to page 185 for more information




Select the desired exterior finish by using appropriate code number as suffix.



White
Code number **.1**



Palladium
Code number **.4**



Velvet black
Code number **.5**



Wall washer					
		LED	A	B	C
50 146	ADA	25.2 W	9 7/8"	4 3/8"	3"
50 147	ADA	33.6 W	12 5/8"	4 3/8"	3"



Wall luminaires
Light output on one side

Compact luminaires in two sizes with various light outputs. This family is well suited for installation on wide spacings to mark egress paths, or arranged in groups to create overlapping light distributions and increased light levels. The low wattage and long service life of the LED make these luminaires extremely cost-effective lighting solutions for both public and private projects.

Crystal glass diffuser with white interior finish · Die-cast aluminum housing

Select the desired exterior finish by using appropriate code number as suffix

- White Code number **.1**
- Stainless steel Code number **.2**

Some luminaires on this page mount to a custom BEGA 19 538 recessed wiring box – see page 184. This wiring box is able to be shipped ahead of the luminaire. Refer to the luminaire installation instructions for details.

LED color temperatures: 2700 K, 3000 K, 3500 K, 4000 K


BEGA can supply you with suitable LED replacement modules for up to 20 years after the purchase of LED luminaires – see page 186. Further LED technical data including luminous flux, CRI, service life, and dimming and electrical characteristics are provided on the individual luminaire specification sheets, available at www.bega-us.com.

NRTL listed to North American Standards, interior use only
Refer to page 185 for more information

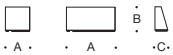
Select the desired exterior finish by using appropriate code number as suffix.



White
Code number **.1**



Stainless steel
Code number **.2**



Wall luminaire						
		LED	A	B	C	Required wiring box
78 047	ADA	2.1 W	3 ½	4	2 ⅛	19 538
78 052	ADA	4.2 W	6 ⅞	4	2 ⅛	–
50 071	ADA	6.1 W	6 ⅞	4	2 ⅛	–




Select the desired exterior finish by using appropriate code number as suffix.



White
Code number **.1**



Stainless steel
Code number **.2**



Chrome
Code number **.3**

Wall luminaires
Light output on two sides

A family of wall luminaires with up and down light distribution. Sleek, precise edges of this shallow luminaire housing are complemented by thick walled crystal glass accents. Together the combination is an elegant addition to stairways or corridors, or used to distinguish a particular area in a large, open space. Provided with electronic driver.

Crystal glass diffuser with white interior finish · Die-cast zinc housing

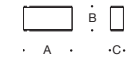
Select the desired exterior finish by using appropriate code number as suffix

- White Code number **.1**
- Stainless steel Code number **.2**
- Chrome Code number **.3**

LED color temperatures: 2700 K, 3000 K, 3500 K, 4000 K

BEGA can supply you with suitable LED replacement modules for up to 20 years after the purchase of LED luminaires – see page 186. Further LED technical data including luminous flux, CRI, service life, and dimming and electrical characteristics are provided on the individual luminaire specification sheets, available at www.bega-us.com.

NRTL listed to North American Standards, interior use only
Refer to page 185 for more information



Wall luminaire					
		LED	A	B	C
50 072	ADA	13.2 W	6 7/8"	4 1/4"	2 1/8"



Wall luminaires

Light output on two sides

A family of wall luminaires with up and down light distribution. Sleek, precise edges of this luminaire housing are complemented by thick walled crystal glass accents. Whether as single features or aligned in rows, they illuminate and accentuate many situations in a room. Provided with electronic driver.

Crystal glass diffuser with white interior finish · Aluminum housing

Select the desired exterior finish by using appropriate code number as suffix

- White Code number .1
- Palladium Code number .4
- Velvet black Code number .5

Some luminaires on this page mount to a custom BEGA 19 538 recessed wiring box – see page 184. This wiring box is able to be shipped ahead of the luminaire. Refer to the luminaire installation instructions for details.

LED color temperatures: 2700K, 3000K, 3500K, 4000K

BEGA can supply you with suitable LED replacement modules for up to 20 years after the purchase of LED luminaires – see page 186. Further LED technical data including luminous flux, CRI, service life, and dimming and electrical characteristics are provided on the individual luminaire specification sheets, available at www.bega-us.com.

NRTL listed to North American Standards, interior use only
Refer to page 185 for more information


Select the desired exterior finish by using appropriate code number as suffix.



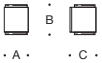
White
Code number .1



Palladium
Code number .4



Velvet black
Code number .5



Wall luminaire						
		LED	A	B	C	Required wiring box
50 063	ADA	7.6W	3 1/2	4 3/4	4	19 538
50 064		16.6W	4 3/4	6	5 1/4	–





Wall luminaires
Unshielded

Unshielded LED wall luminaires for numerous interior lighting applications. A ring of hand-blown, three-ply opal glass is embedded with a delicate, central shield to create an intriguing contrast between the illuminated and opaque areas. Choose between a rounded or purely cylindrical glass form and three material finishes to best complement other interior finishes in the space.

Hand-blown, three-ply opal glass · Metal housing

Select the desired finish by using appropriate code number as suffix

- White Code number **.1**
- Chrome Code number **.3**
- Velvet black Code number **.5**

LED color temperatures: 2700K, 3000K, 3500K, 4000K

BEGA can supply you with suitable LED replacement modules for up to 20 years after the purchase of LED luminaires – see page 186. Further LED technical data including luminous flux, CRI, service life, and dimming and electrical characteristics are provided on the individual luminaire specification sheets, available at www.bega-us.com.

NRTL listed to North American Standards, interior use only
Refer to page 185 for more information

Select the desired finish
by using appropriate code
number as suffix.



White
Code number **.1**



Chrome
Code number **.3**



Velvet black
Code number **.5**



Rounded				
		LED	A	B
12 209	ADA	7.9W	7 7/8"	2 1/4"
12 210	ADA	16.8W	12 5/8"	2 7/8"



Cylindrical				
		LED	A	B
50 093	ADA	7.9W	7 7/8"	2 1/8"
50 094	ADA	16.8W	12 5/8"	2 1/2"



Wall luminaires
Light output on two sides

These eye catching LED wall luminaires are a perfect union of compact size and the effective interplay of exquisite luminaire housings with crystal glass. The polished glass edge projects beyond the housings which creates a brilliant, accentuating effect. Available in three different housing finishes ensuring perfect coordination with other interior details in the space. Provided with electronic driver.

Crystal glass diffuser with white interior finish · Aluminum housing

Select the desired finish by using appropriate code number as suffix

- White Code number **.1**
- Stainless steel Code number **.2**
- Chrome Code number **.3**

All luminaires on this page mount to a custom BEGA 19 545 recessed wiring box – see page 184. This wiring box is able to be shipped ahead of the luminaire.

LED color temperatures: 2700K, 3000K, 3500K, 4000K

BEGA can supply you with suitable LED replacement modules for up to 20 years after the purchase of LED luminaires – see page 186. Further LED technical data including luminous flux, CRI, service life, and dimming and electrical characteristics are provided on the individual luminaire specification sheets, available at www.bega-us.com.

NRTL listed to North American Standards, interior use only
Refer to page 185 for more information

Select the desired finish by using appropriate code number as suffix.




White
Code number **.1**



Stainless steel
Code number **.2**



Chrome
Code number **.3**



Wall luminaire					
	LED	A	B	C	Required wiring box
12 282	8.4 W	7 7⁄8	2 1⁄2	4 3⁄8	19 545
12 283	12.6 W	11 3⁄4	2 1⁄2	5 1⁄8	19 545



Wall luminaires
Light output on two sides

A family of wall luminaires with up and down light distribution. Sleek, precise edges of this luminaire housing are complemented by thick walled crystal glass accents. Together the combination is an elegant contribution to stairways or corridors, or used to distinguish a particular area in a large, open space. Provided with electronic driver.

Crystal glass diffuser with white interior finish · Die-cast aluminum housing

Select the desired exterior finish by using appropriate code number as suffix

- White Code number **.1**
- Palladium Code number **.4**

All luminaires on this page mount to a custom BEGA 19 545 recessed wiring box – see page 184. This wiring box is able to be shipped ahead of the luminaire.

LED color temperatures: 2700 K, 3000 K, 3500 K, 4000 K


BEGA can supply you with suitable LED replacement modules for up to 20 years after the purchase of LED luminaires – see page 186. Further LED technical data including luminous flux, CRI, service life, and dimming and electrical characteristics are provided on the individual luminaire specification sheets, available at www.bega-us.com.

NRTL listed to North American Standards, interior use only
Refer to page 185 for more information

Select the desired exterior finish by using appropriate code number as suffix.



White
Code number **.1**



Palladium
Code number **.4**



Wall luminaire					
	LED	A	B	C	Required wiring box
12 277	8.4 W	7 7⁄8	2 1⁄2	4 3⁄8	19 545
12 278	12.6 W	11 3⁄4	2 1⁄2	4 3⁄8	19 545



Open wall luminaires with
a high level of efficiency

Wall luminaires
Unshielded

A classic, cylindrical shape made of hand-blown opal glass, available in two sizes. This elongated design is perfect for accenting columns and other architectural details, while the high-quality workmanship makes this family of luminaires a meaningful addition to a variety of interior spaces. Provided with electronic driver.

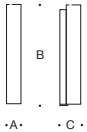
Hand-blown, three-ply opal glass · Aluminum housing, white finish

All luminaires on this page mount to a custom BEGA 19 537 recessed wiring box – see page 184. This wiring box is able to be shipped ahead of the luminaire.

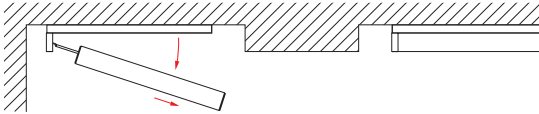
LED color temperatures: 2700 K, 3000 K, 3500 K, 4000 K

BEGA can supply you with suitable LED replacement modules for up to 20 years after the purchase of LED luminaires – see page 186. Further LED technical data including luminous flux, CRI, service life, and dimming and electrical characteristics are provided on the individual luminaire specification sheets, available at www.bega-us.com.

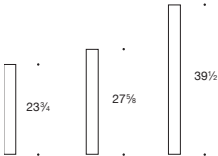
NRTL listed to North American Standards, interior use only
Refer to page 185 for more information



Wall luminaires					
	LED	A	B	C	Required wiring box
50 084	30.0W	4	23 7/8	5 1/4	19 537
50 085	36.0W	4 3/8	27 7/8	5 3/4	19 537



An internal mechanism allows the glass to be swiveled in and out for easy installation and maintenance.



Wall luminaires
Unshielded

Hand-blown, three ply opal glass and precise metal accents in perfect harmony. This family of wall luminaires is a powerful lighting design tool for a variety of interior applications, arranged individually or in groups. An inner mechanism allows the glass to be swiveled in and out of place for simple installation and maintenance. This design also makes them ideal for installations in niches between walls, either vertically or horizontally. Provided with electronic driver.

Hand-blown, three-ply opal glass · Metal housing

Select the desired finish by using appropriate code number as suffix


- Stainless steel Code number **.2**
- Chrome Code number **.3**

All luminaires on this page mount to a custom BEGA 19 537 recessed wiring box – see page 184. This wiring box is able to be shipped ahead of the luminaire.

LED color temperatures: 2700K, 3000K, 3500K, 4000K

BEGA can supply you with suitable LED replacement modules for up to 20 years after the purchase of LED luminaires – see page 186. Further LED technical data including luminous flux, CRI, service life, and dimming and electrical characteristics are provided on the individual luminaire specification sheets, available at www.bega-us.com.

NRTL listed to North American Standards, interior use only
Refer to page 185 for more information



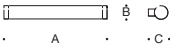
Select the desired finish by using appropriate code number as suffix



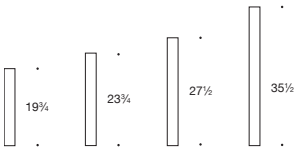
Stainless steel
Code number **.2**



Chrome
Code number **.3**



Wall luminaire					
	LED	A	B	C	Required wiring box
50 068	19.6W	23 3/4	3 1/8	4 1/2	19 537
50 069	23.6W	27 5/8	3 1/8	4 1/2	19 537
50 070	35.4W	39 1/2	3 1/8	4 1/2	19 537



Wall luminaires
Unshielded

Hand-blown, three ply opal glass and precise metal accents in perfect harmony. This family of wall luminaires is a powerful lighting design tool for a variety of interior applications, arranged individually or in groups. A clearance of 50 % of the luminaire length -A- is required on one end of the luminaire for installation either vertically or horizontally. Provided with electronic driver.

Hand-blown, three-ply opal glass · Metal housing

Select the desired finish by using appropriate code number as suffix

- White Code number **.1**
- Stainless steel Code number **.2**
- Chrome Code number **.3**

All luminaires on this page mount to a custom BEGA 19 537 recessed wiring box – see page 184. This wiring box is able to be shipped ahead of the luminaire.

LED color temperatures: 2700 K, 3000 K, 3500 K, 4000 K

BEGA can supply you with suitable LED replacement modules for up to 20 years after the purchase of LED luminaires – see page 186. Further LED technical data including luminous flux, CRI, service life, and dimming and electrical characteristics are provided on the individual luminaire specification sheets, available at www.bega-us.com.

NRTL listed to North American Standards, interior use only
Refer to page 185 for more information



Select the desired finish by using appropriate code number as suffix.



White
Code number **.1**



Stainless steel
Code number **.2**



Chrome
Code number **.3**



Wall luminaires					
	LED	A	B	C	Required wiring box
23 250	7.8 W	19 3/4	2 3/4	4 1/8	19 537
23 253	10.7 W	23 3/4	2 3/4	4 1/8	19 537
23 256	13.6 W	27 1/2	2 3/4	4 1/8	19 537
23 259	19.5 W	35 1/2	2 3/4	4 1/8	19 537



For ceiling luminaires, see page 80.

FLED
Large-area pendant luminaires
Direct and indirect light distribution

LED pendant optimally designed for glare-free illumination of offices, conference rooms, classrooms, and similar interior space types. Edge lit, micro-structured acrylic panels efficiently direct the light resulting in a glare-free light source with a high degree of visual comfort. Available in two versions: 70 % direct and 30 % indirect light, or 100 % direct light. Canopy mounted electronic driver.

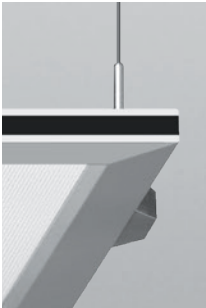
Edge lit, micro-structured acrylic panels
Aluminum housing and canopy, matte aluminum finish with continuous, matte black trim
Two steel wires with black connecting cable

All luminaires on this page mount over a custom BEGA 19 537 recessed wiring box – see page 184. This wiring box is able to be shipped ahead of the luminaire.

LED color temperatures: 2700 K, 3000 K, 3500 K, 4000 K

BEGA can supply you with suitable LED replacement modules for up to 20 years after the purchase of LED luminaires – see page 186. Further LED technical data including luminous flux, CRI, service life, and dimming and electrical characteristics are provided on the individual luminaire specification sheets, available at www.bega-us.com.

NRTL listed to North American Standards, interior use only
Refer to page 185 for more information



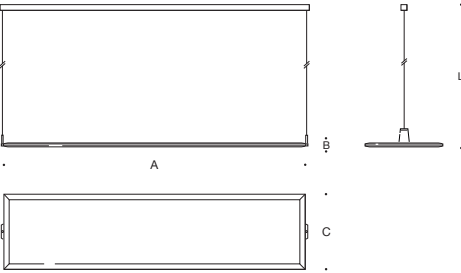

Frame height < 1/2" (11mm)
Optical system consisting of edge lit, micro-structured acrylic panels



70 % direct,
30 % indirect light




100 % direct light



FLED · 70 % direct and 30 % indirect light						
	LED	A	B	C	L	Required wiring box
56 624	52.6 W	60 ¾	5 ⅝	13 ½	73	19 537

FLED · 100 % direct light						
	LED	A	B	C	L	Required wiring box
56 625	52.6 W	60 ¾	5 ⅝	13 ½	73	19 537



LINEARA
Pendant luminaires

A series of unshielded LED pendants in three, seamless lengths. LED technology and our own LED module production facilities enable us to pursue new avenues of luminaire design and to develop distinctive luminaires in special sizes. These unusually long lengths present new and creative options in many areas of interior design. Provided with electronic driver.

Acrylic diffuser · Die-cast and extruded aluminum housing
Two steel wires with white or black connecting cable

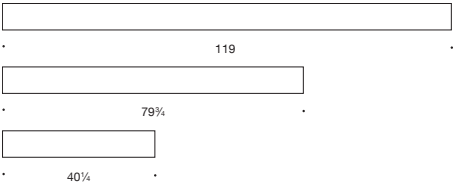
Select the desired finish by using appropriate code number as suffix

- White Code number **.1**
- Matte aluminum Code number **.2**

LED color temperatures: 2700K, 3000K, 3500K, 4000K

BEGA can supply you with suitable LED replacement modules for up to 20 years after the purchase of LED luminaires – see page 186. Further LED technical data including luminous flux, CRI, service life, and dimming and electrical characteristics are provided on the individual luminaire specification sheets, available at www.bega-us.com.

NRTL listed to North American Standards, interior use only
Refer to page 185 for more information



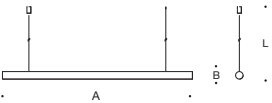
Select the desired finish
by using appropriate code
number as suffix



White, white cable
Code number **.1**



Matte aluminum, black cable
Code number **.2**



LINEARA				
	LED	A	B	L
50 400	64.8W	40 1/4	3 1/8	78
50 401	129.6W	79 3/4	3 1/8	78
50 402	194.4W	119	3 1/8	78



MAXIMA
Large-area pendant luminaires

MAXIMA – a new series of large-area pendant luminaires, available with tunable white technology. The high lumen output and large scale of these luminaires unlock new and creative lighting design options in many areas of architecture.
Provided with electronic driver.

White high density polyethylene diffuser
Aluminum housing and canopy, white finish · Four steel wires
Transparent connecting cable

LED color temperatures: 2700 K, 3000 K, 3500 K, 4000 K

Tunable white color temperature range is adjustable from 2700 K to 6500 K via DALI control protocol

BEGA can supply you with suitable LED replacement modules for up to 20 years after the purchase of LED luminaires – see page 186. Further LED technical data including luminous flux, CRI, service life, and dimming and electrical characteristics are provided on the individual luminaire specification sheets, available at www.bega-us.com.

NRTL listed to North American Standards, interior use only
Refer to page 185 for more information



Ceiling and wall luminaires, see page 62.



MAXIMA				
	LED	A	B	L
50 103	92.4 W	39 3⁄8	6 1⁄8	152
50 104	123.2 W	51 1⁄8	6 1⁄4	152

MAXIMA · Tunable white				
	LED	A	B	L
50 230	100.0 W	39 3⁄8	6 1⁄8	152
50 231	123.2 W	51 1⁄8	6 1⁄4	152



PLANETA
Large-area pendant luminaires

PLANETA – large area pendants, available with tunable white technology and a choice of three exterior finishes. The crystal glass diffuser sits flush with the frame and provides beautiful, uniform illumination. This family of luminaires unlocks new and creative lighting design options in many areas of architecture. Provided with electronic driver.

Crystal glass diffuser with white interior finish · Aluminum housing and canopy
Three steel wires · Transparent connecting cable

Select the desired trim material finish by using appropriate code number as suffix

- White Code number **.1**
- Stainless steel Code number **.2**
- Chrome Code number **.3**

LED color temperatures: 2700 K, 3000 K, 3500 K, 4000 K

BEGA can supply you with suitable LED replacement modules for up to 20 years after the purchase of LED luminaires – see page 186. Further LED technical data including luminous flux, CRI, service life, and dimming and electrical characteristics are provided on the individual luminaire specification sheets, available at www.bega-us.com.

NRTL listed to North American Standards, interior use only
Refer to page 185 for more information



The diffuse crystal glass provides glare-free, uniform illumination for large spaces.



Select the desired trim material finish by using appropriate code number as suffix.



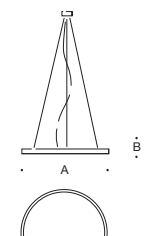
White
Code number **.1**



Stainless steel
Code number **.2**



Chrome
Code number **.3**



PLANETA				
	LED	A	B	L
56 569	110W	19¾"	2"	158"



STUDIO LINE
Large-area pendant luminaires
Tunable white

A series of large scale STUDIO LINE pendants, available in two sizes and with tunable white technology. Their unique beauty and versatility is enhanced by the choice of three matte interior finishes combined with two matte exterior finishes. These finishes may be chosen to complement a wide array of interior spaces. A subtle hint of colored light on the outside edge of the beam spread results from the internally reflected light. The result is an eye-catching and elegant lighting effect. An overview of more luminaires from the STUDIO LINE is provided on page 4. Provided with electronic driver.

White high density polyethylene diffuser
Aluminum shield and canopy, white or velvet black exterior finish
Four steel wires · Transparent connecting cable

Select the desired interior finish by using appropriate code number as suffix

- Matte aluminum Code number **.2**
- Matte brass Code number **.4**
- Matte copper Code number **.6**

LED color temperatures: 2700K, 3000K, 3500K, 4000K

Tunable white color temperature range is adjustable from 2700K to 6500K via DALI control protocol

BEGA can supply you with suitable LED replacement modules for up to 20 years after the purchase of LED luminaires – see page 186. Further LED technical data including luminous flux, CRI, service life, and dimming and electrical characteristics are provided on the individual luminaire specification sheets, available at www.bega-us.com.

NRTL listed to North American Standards, interior use only
Refer to page 185 for more information



Select the desired interior finish by using appropriate code number as suffix



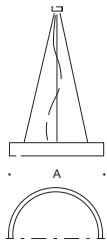
Matte aluminum
Code number **.2**



Matte brass
Code number **.4**



Matte copper
Code number **.6**



Large-area pendant luminaires · Velvet black				
	LED	A	B	L
50 274	92.4 W	41 1/8	7 7/8	152
50 275	123.2 W	53	7 7/8	152

Large-area pendant luminaires · White				
	LED	A	B	L
50 366	92.4 W	41 1/8	7 7/8	152
50 367	123.2 W	53	7 7/8	152

Large-area pendant luminaires · Velvet black · Tunable white				
	LED	A	B	L
50 276	100.0 W	41 1/8	7 7/8	152
50 277	123.2 W	53	7 7/8	152

Large-area pendant luminaires · White · Tunable white				
	LED	A	B	L
50 368	100.0 W	41 1/8	7 7/8	152
50 369	123.2 W	53	7 7/8	152



Reflector made of pure anodized aluminum for downlight component

Pendant luminaire

Direct and indirect light distribution

A family of LED pendant luminaires with a variety of size and light output combinations. Designers often have two wishes when it comes to creating a comfortable interior space: illuminate horizontal surfaces for task lighting, and provide vertical illumination to fill the space. The downlight component of these pendants provides efficient task lighting for floor or table surfaces, while the opal glass cylinder glows to create ambient lighting. An additional uplight component is also available to illuminate ceilings.

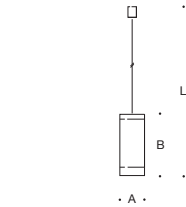
Provided with electronic driver.


Crystal glass diffuser, partially frosted · Hand-blown opal glass
Molded silicone optical lens · Reflector made of pure anodized aluminum
Aluminum housing and canopy, white finish · White connecting cable

LED color temperatures: 2700K, 3000K, 3500K, 4000K


BEGA can supply you with suitable LED replacement modules for up to 20 years after the purchase of LED luminaires – see page 186. Further LED technical data including luminous flux, CRI, service life, and dimming and electrical characteristics are provided on the individual luminaire specification sheets, available at www.bega-us.com.

NRTL listed to North American Standards, interior use only
Refer to page 185 for more information





Pendant · Direct						
	LED		β	A	B	L
50 234	13.6 W	Opal glass	-	7 3⁄8	18 7⁄8	230
	17.0 W	Downlight	84 °			
50 236	27.2 W	Opal glass	-	7 3⁄8	18 7⁄8	230
	17.0 W	Downlight	84 °			
50 235	25.4 W	Opal glass	-	8 3⁄4	22 3⁄8	388
	36.3 W	Downlight	86 °			
50 237	50.8 W	Opal glass	-	8 3⁄4	22 3⁄8	388
	36.3 W	Downlight	86 °			



Pendant · Direct and indirect						
	LED		β	A	B	L
50 238	27.2 W	Opal glass	-	7 3⁄8	18 7⁄8	230
	17.0 W	Downlight	84 °			
	9.4 W	Uplight				
50 239	50.8 W	Opal glass	-	8 3⁄4	22 3⁄8	388
	36.3 W	Downlight	86 °			
	19.4 W	Uplight				

β = Beam angle



Pendant luminaires

A series of LED pendants, available in three sizes and two exterior finishes. The thick-walled crystal glass adds sparkle and visual interest to a room while the inner frosted section provides glare control and minimizes direct view of the LED source. Provided with electronic driver.

Crystal glass diffuser, partially frosted · Molded silicone optical lens
Reflector made of pure anodized aluminum · Die-cast aluminum housing
White or black connecting cable

Select the desired finish by using appropriate code number as suffix

- White Code number **.1**
- Stainless steel Code number **.2**

LED color temperatures: 2700 K, 3000 K, 3500 K, 4000 K

BEGA can supply you with suitable LED replacement modules for up to 20 years after the purchase of LED luminaires – see page 186. Further LED technical data including luminous flux, CRI, service life, and dimming and electrical characteristics are provided on the individual luminaire specification sheets, available at www.bega-us.com.

NRTL listed to North American Standards, interior use only
Refer to page 185 for more information




Partially frosted crystal glass

Select the desired finish by using appropriate code number as suffix.



White, white cable
Code number **.1**



Stainless steel, black cable
Code number **.2**



Pendant				
	LED	A	B	L
50 612	8.1 W	4 3/4	5 1/4	77
50 613	11.5 W	5 3/8	5 3/4	120
50 614	17.0 W	7	6 7/8	120



GENIUS
Pendant luminaires

The GENIUS series of pendants is available in a variety of light distributions, light outputs, and diameters. An efficient hybrid optical system makes use of a silicone optical lens and precise reflector for maximum glare control. Provided with electronic driver.

- Clear safety glass • Molded silicone optical lens
- Reflector surface made of pure anodized aluminum
- Die-cast aluminum housing and canopy, white or velvet black finish
- Chrome trim ring

Select the desired exterior finish by using appropriate code number as suffix

- White Code number **.1**
- Velvet black Code number **.5**

LED color temperatures: 2700 K, 3000 K, 3500 K, 4000 K

BEGA can supply you with suitable LED replacement modules for up to 20 years after the purchase of LED luminaires – see page 186. Further LED technical data including luminous flux, CRI, service life, and dimming and electrical characteristics are provided on the individual luminaire specification sheets, available at www.bega-us.com.

NRTL listed to North American Standards, interior use only
Refer to page 185 for more information




Select the desired exterior finish by using appropriate code number as suffix.



White, white cable
Code number **.1**



Velvet black, black cable
Code number **.5**



Narrow beam					
	LED	β	A	B	L
50 621	8.1 W	21 °	4 1/2	4 1/2	77
50 623	11.5 W	15 °	5 3/8	4 7/8	120
50 625	17.0 W	19 °	7	5 7/8	120

Wide beam					
	LED	β	A	B	L
50 627	8.1 W	38 °	4 1/2	4 1/2	77
50 629	11.5 W	34 °	5 3/8	4 7/8	120
50 631	17.0 W	32 °	7	5 7/8	120

Very wide beam					
	LED	β	A	B	L
50 615	8.1 W	62 °	4 1/2	4 1/2	77
50 617	11.5 W	60 °	5 3/8	4 7/8	120
50 619	17.0 W	59 °	7	5 7/8	120

β = Beam angle



Pendant luminaires

Direct and indirect light distribution

A family of LED pendant luminaires for both directional downlight and unshielded light, available in two sizes and outputs. An efficient downlight component provides task illumination for horizontal surfaces while the soft glow of the illuminated opal glass adds vertical illumination to a space. Provided with electronic driver.

Crystal glass diffuser, partially frosted · Hand-blown, three-ply opal glass
Molded silicone optical lens · Reflector made of pure anodized aluminum
Aluminum housing and canopy, white finish · White connecting cable

LED color temperatures: 2700 K, 3000 K, 3500 K, 4000 K

BEGA can supply you with suitable LED replacement modules for up to 20 years after the purchase of LED luminaires – see page 186. Further LED technical data including luminous flux, CRI, service life, and dimming and electrical characteristics are provided on the individual luminaire specification sheets, available at www.bega-us.com.

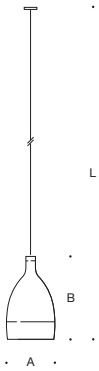
NRTL listed to North American Standards, interior use only
Refer to page 185 for more information



The combination of hand-blown opal glass and reflectors results in both direct and indirect illumination.



Reflector made of pure anodized aluminum for downward-directed light

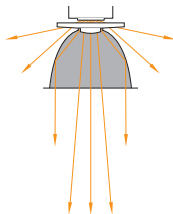


Pendant · Downlights						
	LED		β	A	B	L
50 232	13.6 W	Opal glass	-	7 1/4	12 1/8	112
	17.0 W	Downlight	85°			
50 233	25.4 W	Opal glass	-	8 5/8	14 5/8	152
	36.3 W	Downlight	85°			

β = Beam angle



Optical lens made of partially frosted crystal glass



Pendant luminaires

LED pendant luminaires with direct/indirect light distributions, available in four sizes. A crystal glass optical lens refracts the powerful LED output, collimating the center portion within the reflector for the downlight component. At the same time, a portion of the light is refracted outwards to highlight the top of the reflector and illuminate the external crystal glass. This technique creates vertical illuminance and adds an artistic touch to a typical downlight pendant. Provided with electronic driver.

Hand-blown clear crystal glass
Reflector made of pure, high-gloss anodized aluminum
Aluminum housing and canopy
White or black connecting cable

Select the desired finish by using appropriate code number as suffix

- White Code number **.1**
- Stainless steel Code number **.2**
- Polished aluminum Code number **.3**

LED color temperatures: 2700 K, 3000 K, 3500 K, 4000 K

BEGA can supply you with suitable LED replacement modules for up to 20 years after the purchase of LED luminaires – see page 186. Further LED technical data including luminous flux, CRI, service life, and dimming and electrical characteristics are provided on the individual luminaire specification sheets, available at www.bega-us.com.

NRTL listed to North American Standards, interior use only
Refer to page 185 for more information

Select the desired finish by using appropriate code number as suffix.



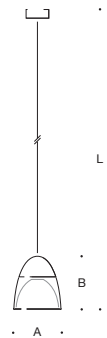
White, white cable
Code number **.1**



Stainless steel, black cable
Code number **.2**



Polished aluminum, black cable
Code number **.3**



Pendant					
	LED	β	A	B	L
56 575	8.9W	38°	5 3/4	6 5/8	53
56 565	13.5W	36°	7 3/4	8 7/8	73
56 566	17.7W	33°	10 1/8	11 3/8	112
56 581	35.7W	61°	11 3/4	13 1/4	152

β = Beam angle



Satin matte
hand-blown opal glass

Pendant luminaires

LED pendants available in four sizes and three exterior finishes. The unique hand-blown, three-ply opal glass with a concave interior surface provides soft, uniform light. These luminaires are a perfect combination of the age-old art of glass making with the latest lighting technology. Provided with electronic driver.

Hand-blown, three-ply opal glass, satin matte finish with screw neck
Aluminum housing and canopy · White or black connecting cable

Select the desired finish by using appropriate code number as suffix

- White Code number .1
- Stainless steel Code number .2
- Polished aluminum Code number .3

LED color temperatures: 2700K, 3000K, 3500K, 4000K

BEGA can supply you with suitable LED replacement modules for up to 20 years after the purchase of LED luminaires – see page 186. Further LED technical data including luminous flux, CRI, service life, and dimming and electrical characteristics are provided on the individual luminaire specification sheets, available at www.bega-us.com.

NRTL listed to North American Standards, interior use only
Refer to page 185 for more information

Select the desired finish by using appropriate code number as suffix.



White, white cable
Code number .1



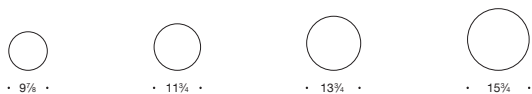

Stainless steel, black cable
Code number .2



Polished aluminum, black cable
Code number .3



	Pendant			
	LED	A	B	L
56 576	8.9W	5 3/4	6 1/2	53
56 567	13.5W	7 7/8	8 3/4	73
56 568	17.7W	10	11 1/4	112
56 582	35.7W	11 3/4	13 3/8	152



The sphere
Unshielded pendant luminaires

A perfectly shaped sphere is one of the most important elements of design. As a fundamental geometric shape, the form is pure and timeless. These captivating pendant luminaires complement any design aesthetic, making them well suited for a multitude of space types. Luminaires in this series are also available with an impact resistant acrylic diffuser for special applications, add **P** as suffix. Canopy mounted electronic driver.

Hand-blown, three-ply opal glass, satin matte finish or impact resistant acrylic diffuser
Metal housing and canopy · White or black connecting cable

- Select the desired finish by using appropriate code number as suffix
- White Code number **.1**
 - Stainless steel Code number **.2**
 - Chrome Code number **.3**
 - Brass Code number **.4**

LED color temperatures: 2700 K, 3000 K, 3500 K, 4000 K

BEGA can supply you with suitable LED replacement modules for up to 20 years after the purchase of LED luminaires – see page 186. Further LED technical data including luminous flux, CRI, service life, and dimming and electrical characteristics are provided on the individual luminaire specification sheets, available at www.bega-us.com.

NRTL listed to North American Standards, interior use only
Refer to page 185 for more information



Canopy

Select the desired finish by using appropriate code number as suffix.



White, white cable
Code number **.1**



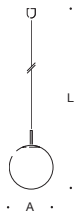
Stainless steel, black cable
Code number **.2**



Chrome, black cable
Code number **.3**



Brass, white cable
Code number **.4**



Pendant			
	LED	A	L
56 588	11.8 W	9 7/8	73
56 589	17.4 W	11 3/4	73
56 590	28.2 W	13 3/4	73
56 591	35.1 W	15 3/4	75



Pendant luminaires

LED pendants with directed and diffuse light distributions, available in two sizes and three exterior finishes. Light is directed downward by a precise reflector while additional high angle light illuminates the opal glass accent. The dual light distribution results in an efficient luminaire with a high degree of visual comfort. Provided with electronic driver.

Hand-blown, three-ply opal glass, satin matte finish · Molded silicone optical lens
Reflector made of pure anodized aluminum · Aluminum housing and canopy · White or black connecting cable

Select the desired finish by using appropriate code number as suffix



- White Code number **.1**
- Stainless steel Code number **.2**
- Velvet black Code number **.5**

LED color temperatures: 2700 K, 3000 K, 3500 K, 4000 K



BEGA can supply you with suitable LED replacement modules for up to 20 years after the purchase of LED luminaires – see page 186. Further LED technical data including luminous flux, CRI, service life, and dimming and electrical characteristics are provided on the individual luminaire specification sheets, available at www.bega-us.com.

NRTL listed to North American Standards, interior use only
Refer to page 185 for more information



Select the desired finish by using appropriate code number as suffix.



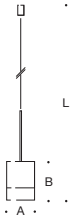
White, white cable
Code number **.1**



Stainless steel, black cable
Code number **.2**



Velvet black, black cable
Code number **.5**



Pendant					
	LED	β	A	B	L
50 639	11.5 W	44 °	5 3⁄8	7 1⁄4	120
50 640	17.0 W	44 °	7	9	120

β = Beam angle



Large-area pendant luminaires

A family of unshielded LED pendant luminaires with an integral downlight option. Designers often have two wishes when it comes to creating a comfortable interior space: illuminate horizontal surfaces for task lighting, and provide vertical illumination to fill the space. The optional downlight component of these pendants provides efficient task lighting for floor or table surfaces, while the opal glass cylinder glows to create ambient lighting. Provided with electronic driver.

White high density polyethylene diffuser · Metal housing and canopy, white finish
Three steel wires · Transparent connecting cable

LED color temperatures: 2700K, 3000K, 3500K, 4000K

BEGA can supply you with suitable LED replacement modules for up to 20 years after the purchase of LED luminaires – see page 186. Further LED technical data including luminous flux, CRI, service life, and dimming and electrical characteristics are provided on the individual luminaire specification sheets, available at www.bega-us.com.

NRTL listed to North American Standards, interior use only
Refer to page 185 for more information

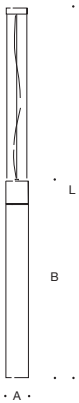


Pendant				
	LED	A	B	L
50 672	105.6W	7 ½	70 ⅞	145



Pendant with downlight					
	LED	β	A	B	L
50 673	105.6W	-	7 ½	70 ⅞	145
	16.8W	Downlight	49°		

β= Beam angle





Pendant luminaires

Pendant mounted LED cylinder luminaires with a wide light distribution. The partially frosted, crystal glass provides glare control while adding sparkle to any space. The simple clean lines make this ideal for any architectural style. Provided with electronic driver.

Crystal glass diffuser, partially frosted with screw neck · Reflector made of pure anodized aluminum
Aluminum housing and canopy · White or black connecting cable

Select the desired finish by using appropriate code number as suffix

- White Code number **.1**
- Stainless steel Code number **.2**
- Polished aluminum Code number **.3**

LED color temperatures: 2700 K, 3000 K, 3500 K, 4000 K


BEGA can supply you with suitable LED replacement modules for up to 20 years after the purchase of LED luminaires – see page 186. Further LED technical data including luminous flux, CRI, service life, and dimming and electrical characteristics are provided on the individual luminaire specification sheets, available at www.bega-us.com.

NRTL listed to North American Standards, interior use only
Refer to page 185 for more information




Partially frosted crystal glass

Select the desired finish by using appropriate code number as suffix.




White, white cable
Code number **.1**



Stainless steel, black cable
Code number **.2**

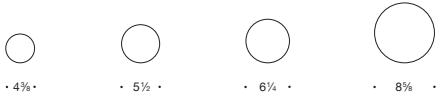


Polished aluminum, black cable
Code number **.3**



Pendant					
	LED	β	A	B	L
50 341	17.8 W	37°	2 1/2	16	73
50 342	24.5 W	37°	3 1/4	18 3/4	73
50 343	35.7 W	35°	4 1/4	21 5/8	112
50 344	46.7 W	35°	4 1/4	21 5/8	112

β= Beam angle



Pendant luminaires

Powerful, diffuse pendant luminaires, available in four sizes. This timeless cylinder shape effortlessly complements any architectural style. These pendants are an elegant interior design element, as well as an efficient source of ambient light. Provided with electronic driver.

Hand-blown, three-ply opal glass · Internal acrylic diffuser
Metal canopy, white finish · White connecting cable

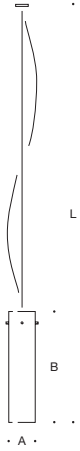
LED color temperatures: 2700 K, 3000 K, 3500 K, 4000 K

BEGA can supply you with suitable LED replacement modules for up to 20 years after the purchase of LED luminaires – see page 186. Further LED technical data including luminous flux, CRI, service life, and dimming and electrical characteristics are provided on the individual luminaire specification sheets, available at www.bega-us.com.

NRTL listed to North American Standards, interior use only
Refer to page 185 for more information



Canopy



Pendant · Unshielded				
	LED	A	B	L
50 409	15.6 W	4 3/8	15 3/4	112
50 410	16.4 W	5 1/2	24 3/8	152
50 411	46.8 W	6 1/4	27 1/2	152
50 412	92.4 W	8 5/8	31 1/2	152



Pendant luminaires

Unshielded LED pendant luminaires in a classic cylinder shape, available in various sizes and light outputs. These timeless pendants are made of hand-blow, three-ply opal glass combined with state-of-the-art lighting technology for a luminaire well suited for any interior space.
Canopy mounted electronic driver.

Hand-blown, three-ply opal glass, satin matte finish · Internal acrylic diffuser
Metal housing and canopy · White or black connecting cable

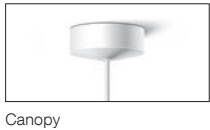
Select the desired trim finish by using appropriate code number as suffix

- White Code number **.1**
- Chrome Code number **.3**

LED color temperatures: 2700 K, 3000 K, 3500 K, 4000 K

BEGA can supply you with suitable LED replacement modules for up to 20 years after the purchase of LED luminaires – see page 186. Further LED technical data including luminous flux, CRI, service life, and dimming and electrical characteristics are provided on the individual luminaire specification sheets, available at www.bega-us.com.

NRTL listed to North American Standards, interior use only
Refer to page 185 for more information



Canopy

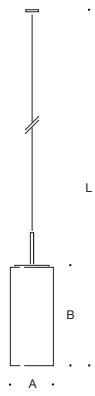
Select the desired trim finish by using appropriate code number as suffix.



White, white cable
Code number **.1**



Chrome, black cable
Code number **.3**



Pendant · Unshielded				
	LED	A	B	L
56 606	11.6W	4 3/4	11	73
56 607	22.8W	5 7/8	13 3/4	75
56 608	28.2W	7 1/8	16 1/2	77
56 609	52.8W	8 5/8	21 5/8	81



Pendant luminaires

Pendant mounted LED luminaires with wide beam distribution, available in three finishes. The partially frosted, crystal glass provides glare control while adding sparkle to any space. The simple shape makes these ideal for any architectural space. Coupled with the latest LED technology, these luminaires are efficient, long service life lighting solutions for spaces where architectural interest is a part of the lighting requirement. Provided with electronic driver

Crystal glass diffuser, partially frosted with screw neck · Reflector made of pure anodized aluminum
Metal housing and canopy · Transparent connecting cable

Select the desired finish by using appropriate code number as suffix

- White Code number **.1**
- Stainless steel Code number **.2**
- Chrome Code number **.3**

LED color temperatures: 2700 K, 3000 K, 3500 K, 4000 K

BEGA can supply you with suitable LED replacement modules for up to 20 years after the purchase of LED luminaires – see page 186. Further LED technical data including luminous flux, CRI, service life, and dimming and electrical characteristics are provided on the individual luminaire specification sheets, available at www.bega-us.com.

NRTL listed to North American Standards, interior use only
Refer to page 185 for more information



Select the desired finish by using appropriate code number as suffix.



White
Code number **.1**



Stainless steel
Code number **.2**



Chrome
Code number **.3**





Pendant				
	LED	A	B	L
50 700	11.5 W	5 ¼	7 ⅞	73
50 701	16.8 W	6	8 ¾	73



STUDIO LINE
Shielded Pendant luminaires

A new addition to the STUDIO LINE, this family of pendants is available in two sizes. The long, cylindrical form is perfect for tall spaces such as stairways and corridors. Their unique beauty and versatility is enhanced by the choice of three matte interior finishes combined with two matte exterior finishes. These finishes may be chosen to complement a wide array of interior spaces. A subtle hint of colored light on the outside edge of the beam spread results from the internally reflected light. The result is an eye-catching and elegant lighting effect.

An overview of more luminaires from the STUDIO LINE is provided on page 4. Provided with electronic driver.

Molded silicone lens · Aluminum housing and canopy, white or velvet black exterior finish · White or black connecting cable

Select the desired interior finish by using appropriate code number as suffix

- Matte aluminum Code number .2
- Matte brass Code number .4
- Matte copper Code number .6

LED color temperatures: 2700 K, 3000 K, 3500 K, 4000 K

BEGA can supply you with suitable LED replacement modules for up to 20 years after the purchase of LED luminaires – see page 186. Further LED technical data including luminous flux, CRI, service life, and dimming and electrical characteristics are provided on the individual luminaire specification sheets, available at www.bega-us.com.

NRTL listed to North American Standards, interior use only
Refer to page 185 for more information

Select the desired interior finish by using appropriate code number as suffix.



Matte aluminum
Code number .2



Matte brass
Code number .4



Matte copper
Code number .6



Velvet black				
	LED	A	B	L
50 420	7.2 W	2	15 3/4	73
50 421	10.5 W	2 3/8	19 3/4	73

White				
	LED	A	B	L
50 422	7.2 W	2	15 3/4	73
50 423	10.5 W	2 3/8	19 3/4	73



STUDIO LINE
Shielded Pendant luminaires

A new addition to the STUDIO LINE, this family of pendants is available in two sizes. Reflected light from the lower cylinder softly highlights the exterior finish of the smaller cylinder above. Their unique beauty and versatility is enhanced by the choice of three matte interior finishes combined with two matte exterior finishes. These finishes may be chosen to complement a wide array of interior spaces. A subtle hint of colored light on the outside edge of the beam spread results from the internally reflected light. The result is an eye-catching and elegant lighting effect. An overview of more luminaires from the STUDIO LINE is provided on page 4. Provided with electronic driver.

Molded silicone lens · Aluminum housing and canopy, white or velvet black exterior finish
White or black connecting cable


Select the desired interior finish by using appropriate code number as suffix

- Matte aluminum Code number .2
- Matte brass Code number .4
- Matte copper Code number .6

LED color temperatures: 2700 K, 3000 K, 3500 K, 4000 K

BEGA can supply you with suitable LED replacement modules for up to 20 years after the purchase of LED luminaires – see page 186. Further LED technical data including luminous flux, CRI, service life, and dimming and electrical characteristics are provided on the individual luminaire specification sheets, available at www.bega-us.com.

NRTL listed to North American Standards, interior use only
Refer to page 185 for more information



Reflected light from the lower cylinder softly highlights the exterior finish of the smaller cylinder above.

Select the desired interior finish by using appropriate code number as suffix.



Matte aluminum
Code number .2



Matte aluminum
Code number .4



Matte copper
Code number .6



Velvet black				
	LED	A	B	L
50 586	15.4 W	4	13	73
50 587	24.5 W	5 1/2	17 3/4	73
White				
	LED	A	B	L
50 584	15.4 W	4	13	79
50 585	24.5 W	5 1/2	17 3/4	79



STUDIO LINE
Shielded Pendant luminaires

A series of STUDIO LINE pendants, this family is available in two sizes. Their unique beauty and versatility is enhanced by the choice of three matte interior finishes combined with two matte exterior finishes. These finishes may be chosen to complement a wide array of interior spaces. A subtle hint of colored light on the outside edge of the beam spread results from the internally reflected light. The result is an eye-catching and elegant lighting effect.
An overview of more luminaires from the STUDIO LINE is provided on page 4.
Canopy mounted electronic driver.

Molded silicone lens · Aluminum housing and canopy, white or velvet black exterior finish
White or black connecting cable

Select the desired interior finish by using appropriate code number as suffix

- Matte aluminum Code number **.2**
- Matte brass Code number **.4**
- Matte copper Code number **.6**

LED color temperatures: 2700 K, 3000 K, 3500 K, 4000 K

BEGA can supply you with suitable LED replacement modules for up to 20 years after the purchase of LED luminaires – see page 186. Further LED technical data including luminous flux, CRI, service life, and dimming and electrical characteristics are provided on the individual luminaire specification sheets, available at www.bega-us.com.

NRTL listed to North American Standards, interior use only
Refer to page 185 for more information

Select the desired interior finish by using appropriate code number as suffix.



Matte aluminum
Code number **.2**



Matte brass
Code number **.4**



Matte copper
Code number **.6**



Velvet black				
	LED	A	B	L
50 244	7.2 W	3 1/8	7 1/2	53
50 245	12.9 W	4	9 7/8	61

White				
	LED	A	B	L
50 357	7.2 W	3 1/8	7 1/2	53
50 358	12.9 W	4	9 7/8	61





STUDIO LINE Shielded Pendant luminaires

A series of STUDIO LINE pendants, this family is available in three sizes. Their unique beauty and versatility is enhanced by the choice of three matte interior finishes combined with two matte exterior finishes. These finishes may be chosen to complement a wide array of interior spaces. A subtle hint of colored light on the outside edge of the beam spread results from the internally reflected light. The result is an eye-catching and elegant lighting effect. An overview of more luminaires from the STUDIO LINE is provided on page 4. Canopy mounted electronic driver

Internal acrylic diffuser · Aluminum housing and canopy, white or velvet black exterior finish · White or black connecting cable

Select the desired interior finish by using appropriate code number as suffix

- Matte aluminum Code number .2
- Matte brass Code number .4
- Matte copper Code number .6

LED color temperatures: 2700 K, 3000 K, 3500 K, 4000 K

BEGA can supply you with suitable LED replacement modules for up to 20 years after the purchase of LED luminaires – see page 186. Further LED technical data including luminous flux, CRI, service life, and dimming and electrical characteristics are provided on the individual luminaire specification sheets, available at www.bega-us.com.

NRTL listed to North American Standards, interior use only
Refer to page 185 for more information

Select the desired interior finish by using appropriate code number as suffix.



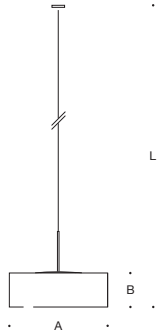
Matte aluminum
Code number .2



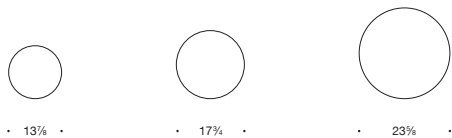
Matte brass
Code number .4



Matte copper
Code number .6



Velvet black				
	LED	A	B	L
50 246	11.9W	10 1/4	4 1/8	63
50 247	26.9W	14 1/8	4 3/4	73
50 248	37.3W	16 7/8	5 3/4	73
White				
	LED	A	B	L
50 351	11.9W	10 1/4	4 1/8	63
50 352	26.9W	14 1/8	4 3/4	73
50 353	37.3W	16 7/8	5 3/4	73



STUDIO LINE
Shielded Pendant luminaires

A new addition to the STUDIO LINE, this family of pendants is available in three sizes. Their unique beauty and versatility is enhanced by the choice of three matte interior finishes combined with two matte exterior finishes. These finishes may be chosen to complement a wide array of interior spaces. A subtle hint of colored light on the outside edge of the beam spread results from the internally reflected light. The result is an eye-catching and elegant lighting effect. An overview of more luminaires from the STUDIO LINE is provided on page 4. Provided with electronic driver.

Internal acrylic diffuser · Aluminum housing and canopy, white or velvet black exterior finish · White or black connecting cable

Select the desired interior finish by using appropriate code number as suffix

- Matte aluminum Code number .2
- Matte brass Code number .4
- Matte copper Code number .6

LED color temperatures: 2700 K, 3000 K, 3500 K, 4000 K

BEGA can supply you with suitable LED replacement modules for up to 20 years after the purchase of LED luminaires – see page 186. Further LED technical data including luminous flux, CRI, service life, and dimming and electrical characteristics are provided on the individual luminaire specification sheets, available at www.bega-us.com.

NRTL listed to North American Standards, interior use only
Refer to page 185 for more information

Select the desired interior finish by using appropriate code number as suffix.



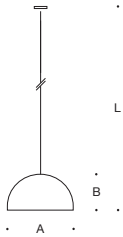
Matte aluminum
Code number .2



Matte brass
Code number .4



Matte copper
Code number .6



Velvet black				
	LED	A	B	L
50 501	11.9W	13 7/8	7	84
50 502	26.9W	17 3/4	8 7/8	84
50 503	43.5W	23 5/8	11 7/8	84
White				
	LED	A	B	L
50 547	11.9W	13 7/8	7	84
50 548	26.9W	17 3/4	8 7/8	84
50 549	43.5W	23 5/8	11 7/8	84



STUDIO LINE
Shielded Pendant luminaires

A series of STUDIO LINE pendants, this family is available in three sizes. Their unique beauty and versatility is enhanced by the choice of three matte interior finishes combined with two matte exterior finishes. These finishes may be chosen to complement a wide array of interior spaces. A subtle hint of colored light on the outside edge of the beam spread results from the internally reflected light. The result is an eye-catching and elegant lighting effect. An overview of more luminaires from the STUDIO LINE is provided on page 4. Canopy mounted electronic driver

Hand-blown opal glass with screw neck · Aluminum housing and canopy, white or velvet black exterior finish · White or black connecting cable

Select the desired interior finish by using appropriate code number as suffix

- Matte aluminum Code number **.2**
- Matte brass Code number **.4**
- Matte copper Code number **.6**

LED color temperatures: 2700 K, 3000 K, 3500 K, 4000 K

BEGA can supply you with suitable LED replacement modules for up to 20 years after the purchase of LED luminaires – see page 186. Further LED technical data including luminous flux, CRI, service life, and dimming and electrical characteristics are provided on the individual luminaire specification sheets, available at www.bega-us.com.

NRTL listed to North American Standards, interior use only
Refer to page 185 for more information



Select the desired interior finish by using appropriate code number as suffix.



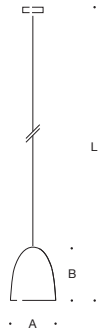
Matte aluminum
Code number **.2**



Matte brass
Code number **.4**



Matte copper
Code number **.6**



Velvet black				
	LED	A	B	L
56 614	8.9 W	5 3/4	6 1/2	53
56 615	13.5 W	7 5/8	8 3/4	73
56 616	17.7 W	10	11 1/4	112

White				
	LED	A	B	L
50 354	8.9 W	5 3/4	6 1/2	53
50 355	13.5 W	7 5/8	8 3/4	73
50 356	17.7 W	10	11 1/4	112



Pendant luminaires

Our expertise in glass production and LED technology has allowed us to develop this unique series of pendants. A special LED module combined with an intricate piece of glass results in two directional light intensities – we call this glass DUOLOGIC. The glass directs the maximum intensity downward onto the surface to be illuminated, thus achieving high task illumination levels. The second brightest zone is directed upward and emphasizes the lower edge of the glass. An additional metal shield ensures perfect lateral glare suppression. These luminaires are ideal for many tasks above tables, counters, or reception desks. Canopy mounted electronic driver

Hand-blown, three-ply opal glass · Die-cast aluminum shield · Black connecting cable

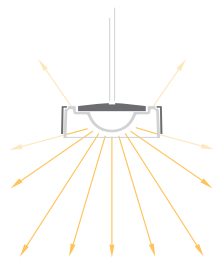
Select the desired finish by using appropriate code number as suffix

- White Code number .1
- Stainless steel Code number .2
- Chrome Code number .3
- Velvet black Code number .5

LED color temperatures: 2700 K, 3000 K, 3500 K, 4000 K

BEGA can supply you with suitable LED replacement modules for up to 20 years after the purchase of LED luminaires – see page 186. Further LED technical data including luminous flux, CRI, service life, and dimming and electrical characteristics are provided on the individual luminaire specification sheets, available at www.bega-us.com.

NRTL listed to North American Standards, interior use only
Refer to page 185 for more information




DUOLOGIC
Part of the light exits from the top of the metal shield, illuminating the area above the luminaire and increasing visual comfort.

Select the desired finish by using appropriate code number as suffix.



White
Code number .1



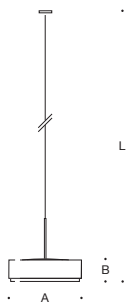
Stainless steel
Code number .2



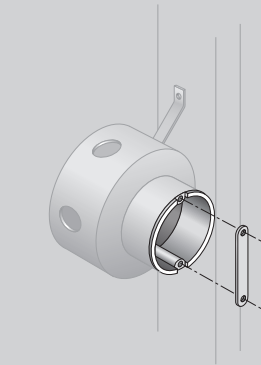
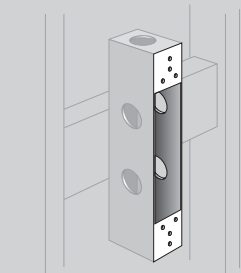
Chrome
Code number .3



Velvet black
Code number .5



Pendant				
	LED	A	B	L
50 702	5.9W	6 1/4	2 1/8	53
50 703	13.6W	8 3/8	2 1/8	73
50 704	17.7W	10 1/4	2 3/8	73



Narrow opening wiring boxes

Products indicated with “required wiring box included” are supplied with a ‘narrow’ opening wiring box which must be recessed into the wall during construction. This allows the small dimension of these luminaires to cover the wiring box and maintain the original design proportion. This wiring box may be shipped prior to the luminaire on request.

		opening
19 537	Narrow opening wiring box	1 1/2 x 7 1/2
19 539	Narrow opening wiring box	1 5/8 x 8 3/8
19 542	Narrow opening wiring box	1 1/2 x 3 5/8
19 545	Narrow opening wiring box	1 1/2 x 7 1/4

19 538 – Small opening round wiring box

Products indicated with “19 538 wiring box included” are supplied with a ‘small opening’ wiring box which must be recessed into the wall during construction. This allows the small dimension of these luminaires to cover the wiring box and maintain the original design proportion. This wiring box may be shipped prior to the luminaire on request.

		opening
19 538	Small opening wiring box	Ø 3 3/8

Technical Data

Data

Data sheets for all luminaires are available at www.bega-us.com. These sheets provide detailed information regarding technical data, photometric performance, and installation.

Product: Page Number

All product numbers and the corresponding page on which they are presented are listed in an index on pages 188 -191 of this catalog.

NRTL Listings

The Nationally Recognized Testing Laboratory (NRTL) certification process is governed by the United States Department of Labor. These testing procedures ensure that listed products, including lighting fixtures, meet US safety standards. All NRTL's meet the same rigorous testing standards, regardless of which lab issues the certification. UL and CSA are both NRTL compliant testing organizations, and provide certification for use in the United States, Canada, Mexico, and Central America. All BEGA products offered in this catalog are UL or CSA listed, please refer to the label inside your BEGA luminaire for specific certification details.

Lighting Performance Data


Complete candlepower distribution tabulations in I.E.S. format can be downloaded from our web site at www.bega-us.com. Individual computer generated lighting performance analyses to your stated requirements can be provided on request.

www.bega-us.com

Complete product selection information can be viewed by luminaire type through a graphic index or by a product number search.

If the descriptions, information, and technical data in this catalog are not sufficient for your needs, BEGA will be pleased to supply further information or application assistance. Contact your local BEGA Representative.

All information and specifications included in this catalog are subject to change as engineering improvements are implemented and lamp information is updated.





The quality of our LED technology

Through decades of experience, we know the high quality standard our luminaires have to meet. This knowledge results in the continuous improvement of our products, which is why our luminaires have set standards for many years in terms of design, material quality, and workmanship. It goes without saying that these high quality standards apply equally to our LED technology. In the selection and production of our LED components, we are consistently guided by our own ideas, and do not allow ourselves to be distracted by normal market criteria. To achieve this, we have created all of the necessary conditions, including the latest manufacturing processes. BEGA LED luminaires are fitted with modules adapted specifically to them, produced on our own premises. We have control over all materials used, and therefore do not have to accept any compromises. We determine factors including light output, light color and the thermo-management of a luminaire ourselves which directly influence the quality of our luminaires. Our LED modules are intended to reach the maximum possible service life. With this in mind, we are committed to using top-quality components, made exclusively of age-resistant materials. For example, we do not use plastic in our optical systems, as their stability over time is questionable. Instead we prefer durable materials such as glass, silicone, and aluminum.

Service life of the modules

The aging process of electronic components, in particular of light-emitting diodes, is a function of the temperatures they are exposed to during operation. The higher the temperature of the component, the shorter the expected service life. In the development of our luminaires, therefore, thermo-management presents a great challenge. In addition to using high-quality components, we also take design-related measures to guarantee favorable temperature conditions inside the luminaires. This leads to a significant increase in the service life of the LED. In addition, electronic protective equipment prevents the possible overheating of individual components. We have deliberately designed the temperature control in our luminaires to be very conservative – temperatures taken at our LED modules remain far below the maximum rated temperatures for those modules. LEDs have a service life in excess of 60,000 hours. However, depending on the ambient temperature, these values may be significantly higher. Service life is defined as the point at which the luminous flux (F) drops below 70 % of its original output. The LEDs will not stop working at this point, but the light output will slowly continue to degrade

Replacement and exchange

Who will supply you with a new LED module? We have given much thought to this important question. For many companies, it remains unanswered, and often gets lost in meaningless advertising claims. As a responsible manufacturer of high-quality and durable products, we began producing our own LED modules several years ago, to ensure the same high quality you’ve come to expect in the luminaires we’ve been manufacturing for more than 70 years. LED technology redefines acquired standards and assessment criteria, and creates unimagined possibilities of designing with light. Rather than designing our luminaires to fit a predetermined set of constraints, manufacturing our own LED modules affords us the flexibility to create the ideal source for each of our luminaires. We have developed unparalleled technological capabilities that we employ to manufacture our own high-performance modules. This means that we are fully responsible for the quality and replacement of our LED modules, in the same way we have so reliably demonstrated with our other components in the past.



Today, you will find a lamp designation in each of our LED luminaires that provides exact details for the installed modules. Thanks to this designation, we will be able to produce LED modules to match your BEGA luminaires for many years to come. We guarantee the availability of replacement modules up to 20 years after you purchase an LED luminaire from us. Perhaps the technology and design of certain components will have changed by then, but the characteristics of the light output will be maintained. The conscientious design of our products makes it easy to replace these components on site with standard tools. We don’t take this responsibility lightly, and are proud to stand behind our products, with the knowledge that a BEGA luminaire will not become useless because matching modules are no longer available.

LED Wattage Information

All power information listed in this catalog refers to the connected wattage of the LED module. System wattage of the complete luminaire, including both the LED module and driver, can be found on the luminaire specification sheet. Due to the dynamic nature of lighting products and the associated technologies, wattage and lumen output data in this catalog is subject to change at the discretion of BEGA North America. For the most current technical data, please refer to www.bega-us.com.

Light color information

The correlated color temperatures of luminaires are specified in Kelvin (K). BEGA has defined four standard color temperatures for static white light: 2700K, 3000K, 3500K, and 4000K. Our strict quality standards ensure that our LED modules have a maximum deviation of three MacAdam ellipses from the specified color coordinates.

Tunable white products are equipped with an adjustable color temperature range from 2700K to 6500K. Our RGBW luminaires use 4000K as the standard white correlated color temperature.



Light color 2700K

Light color 3000K

Light color 3500K

Light color 4000K

No.	Page	No.	Page	No.	Page	No.	Page	No.	Page	No.	Page
10 000		12 128.1	95	12 199.3	37	12 283.2	125	23 256.2	133	23 664.3	73
10 013	29	12 128.2	95	12 201.1	37	12 283.3	125	23 256.3	133	23 846.1	77
10 014	29	12 128.3	95	12 201.2	37	12 292	81	23 259.1	133	23 846.2	77
10 016	29	12 130.1	95	12 201.3	37	13 076	97	23 259.2	133	23 846.3	77
10 019	29	12 130.2	95	12 202.1	37	13 077	97	23 259.3	133	23 966.1	77
10 042	29	12 130.3	95	12 202.2	37	13 078	97	23 296	91	23 966.2	77
10 043	29	12 131.1	95	12 202.3	37	13 079	97	23 296 P	91	23 966.3	77
10 047	29	12 131.2	95	12 204.1	37	13 080	97	23 297	99	23 967.1	77
10 048	29	12 131.3	95	12 204.2	37	13 081	97	23 297 P	99	23 967.2	77
12 062.1	31	12 144.1	13	12 204.3	37	13 082	97	23 321	93	23 967.3	77
12 062.2	31	12 144.2	13	12 205.1	37	13 083	97	23 322	93		
12 062.3	31	12 144.3	13	12 205.2	37	13 084	97	23 410	91		
12 063.1	31	12 144.4	13	12 205.3	37	13 085	97	23 410 P	91		
12 063.2	31	12 145.1	13	12 206.1	37	13 086	97	23 414	91	30 000	
12 063.3	31	12 145.2	13	12 206.2	37	13 087	97	23 414 P	91	34 021.1	77
12 064.1	31	12 145.3	13	12 206.3	37	13 180	103	23 416	93	34 021.2	77
12 064.2	31	12 145.4	13	12 209.1	123	13 181	103	23 559.1	73	34 021.3	77
12 064.3	31	12 161	93	12 209.3	123	13 182	103	23 559.2	73	34 022.1	85
12 065.1	31	12 162	93	12 209.5	123	13 183	103	23 559.3	73	34 022.2	85
12 065.2	31	12 163	91	12 210.1	123	13 184	103	23 560.1	73	34 022.3	85
12 065.3	31	12 163 P	91	12 210.3	123	13 185	103	23 560.2	73	34 278.1	101
12 066.1	33	12 164	91	12 210.5	123	13 186	103	23 560.3	73	34 278.1 P	101
12 066.2	33	12 164 P	91	12 233.1	37	13 187	103	23 571.1	73	34 278.2	101
12 066.3	33	12 165.1	101	12 233.2	37	13 188	103	23 571.2	73	34 278.2 P	101
12 067.1	33	12 165.1 P	101	12 233.3	37	19 537	184	23 571.3	73	34 279.1	101
12 067.2	33	12 165.2	101	12 234.1	37	19 538	184	23 576.1	73	34 279.1 P	101
12 067.3	33	12 165.2 P	101	12 234.2	37	19 539	184	23 576.2	73	34 279.2	101
12 068.1	33	12 194	81	12 234.3	37	19 542	184	23 576.3	73	34 279.2 P	101
12 068.2	33	12 196.1	37	12 235.1	37	19 545	184	23 619.1	73	34 287	99
12 068.3	33	12 196.2	37	12 235.2	37			23 619.2	73	34 287 P	99
12 069.1	33	12 196.3	37	12 235.3	37			23 619.3	73	34 288	99
12 069.2	33	12 197.1	37	12 277.1	127	20 000		23 620.1	73	34 288 P	99
12 069.3	33	12 197.2	37	12 277.4	127	23 250.1	133	23 620.2	73	34 560	39
12 118	29	12 197.3	37	12 278.1	127	23 250.2	133	23 620.3	73	34 562	39
12 119	29	12 198.1	37	12 278.4	127	23 250.3	133	23 663.1	73	34 859	39
12 121	29	12 198.2	37	12 282.1	125	23 253.1	133	23 663.2	73	34 864	39
12 127.1	95	12 198.3	37	12 282.2	125	23 253.2	133	23 663.3	73	34 984.1	13
12 127.2	95	12 199.1	37	12 282.3	125	23 253.3	133	23 664.1	73	34 984.2	13
12 127.3	95	12 199.2	37	12 283.1	125	23 256.1	133	23 664.2	73	34 984.3	13
										34 984.4	13

No.	Page	No.	Page	No.	Page	No.	Page	No.	Page	No.	Page
34 985.1	13	50 093.1	123	50 176.2	63	50 215.2	107	50 252.4	53	50 293	45
34 985.2	13	50 093.3	123	50 176.4	63	50 216.1	107	50 252.6	53	50 294	45
34 985.3	13	50 093.5	123	50 176.6	63	50 216.2	107	50 253.2	55	50 295	45
34 985.4	13	50 094.1	123	50 177	39	50 217.1	107	50 253.4	55	50 296	45
		50 094.3	123	50 180.1	113	50 217.2	107	50 253.6	55	50 297	45
		50 094.5	123	50 180.4	113	50 218.1	107	50 266.1	33	50 298	45
		50 100	83	50 180.5	113	50 218.2	107	50 266.2	33	50 299	45
		50 101	83	50 181.1	113	50 230	139	50 266.3	33	50 341.1	163
50 060.1	75	50 103	139	50 181.4	113	50 231	139	50 267.1	33	50 341.2	163
50 060.2	75	50 104	139	50 181.5	113	50 232	151	50 267.2	33	50 341.3	163
50 060.3	75	50 142.1	105	50 183.2	59	50 233	151	50 267.3	33	50 342.1	163
50 061.1	75	50 142.2	105	50 183.4	59	50 234	145	50 268.1	31	50 342.2	163
50 061.2	75	50 143.1	105	50 183.6	59	50 235	145	50 268.2	31	50 342.3	163
50 061.3	75	50 143.2	105	50 184.2	57	50 236	145	50 268.3	31	50 343.1	163
50 062.1	75	50 144.1	105	50 184.4	57	50 237	145	50 269.1	31	50 343.2	163
50 062.2	75	50 144.2	105	50 184.6	57	50 238	145	50 269.2	31	50 343.3	163
50 062.3	75	50 146.1	115	50 185.2	57	50 239	145	50 269.3	31	50 344.1	163
50 063.1	121	50 146.4	115	50 185.4	57	50 244.2	175	50 270	39	50 344.2	163
50 063.4	121	50 146.5	115	50 185.6	57	50 244.4	175	50 271	39	50 344.3	163
50 063.5	121	50 147.1	115	50 192	83	50 244.6	175	50 274.2	143	50 351.2	177
50 064.1	121	50 147.4	115	50 193	83	50 245.2	175	50 274.4	143	50 351.4	177
50 064.4	121	50 147.5	115	50 195	39	50 245.4	175	50 274.6	143	50 351.6	177
50 064.5	121	50 162	79	50 198.1	113	50 245.6	175	50 275.2	143	50 352.2	177
50 068.2	131	50 163	79	50 198.4	113	50 246.2	177	50 275.4	143	50 352.4	177
50 068.3	131	50 164	79	50 198.5	113	50 246.4	177	50 275.6	143	50 352.6	177
50 069.2	131	50 165	79	50 199.1	113	50 246.6	177	50 276.2	143	50 353.2	177
50 069.3	131	50 166	79	50 199.4	113	50 247.2	177	50 276.4	143	50 353.4	177
50 070.2	131	50 167	79	50 199.5	113	50 247.4	177	50 276.6	143	50 353.6	177
50 070.3	131	50 168	79	50 200.1	113	50 247.6	177	50 277.2	143	50 354.2	181
50 071.1	117	50 169	79	50 200.4	113	50 248.2	177	50 277.4	143	50 354.4	181
50 071.2	117	50 170	47	50 200.5	113	50 248.4	177	50 277.6	143	50 354.6	181
50 072.1	119	50 171	47	50 201.1	113	50 248.6	177	50 289.1	43	50 355.2	181
50 072.2	119	50 172	47	50 201.4	113	50 249.2	53	50 289.2	43	50 355.4	181
50 072.3	119	50 174.2	63	50 201.5	113	50 249.4	53	50 290.1	43	50 355.6	181
50 078	97	50 174.4	63	50 202	47	50 249.6	53	50 290.2	43	50 356.2	181
50 079	97	50 174.6	63	50 203	47	50 250.2	55	50 291.1	43	50 356.4	181
50 080	97	50 175.2	63	50 204	47	50 250.4	55	50 291.2	43	50 356.6	181
50 081	97	50 175.4	63	50 205	47	50 250.6	55	50 292.1	43	50 357.2	175
50 084	129	50 175.6	63	50 215.1	107	50 252.2	53	50 292.2	43	50 357.4	175
50 085	129										

No.	Page	No.	Page	No.	Page	No.	Page	No.	Page	No.	Page
50 357.6	175	50 371.6	53	50 392.3	23	50 422.6	171	50 513.1	67	50 540	103
50 358.2	175	50 372.2	55	50 393.1	23	50 423.2	171	50 513.2	67	50 547.2	179
50 358.4	175	50 372.4	55	50 393.2	23	50 423.4	171	50 515.1	67	50 547.4	179
50 358.6	175	50 372.6	55	50 393.3	23	50 423.6	171	50 515.2	67	50 547.6	179
50 360.2	59	50 373.2	55	50 394.1	23	50 467.1	65	50517.1	71	50 548.2	179
50 360.4	59	50 373.4	55	50 394.2	23	50 467.5	65	50517.2	71	50 548.4	179
50 360.6	59	50 373.6	55	50 394.3	23	50 468.1	65	50517.5	71	50 548.6	179
50 361.2	57	50 374.1	23	50 395.1	23	50 468.5	65	50519.1	71	50 549.2	179
50 361.4	57	50 374.2	23	50 395.2	23	50 469.1	65	50519.2	71	50 549.4	179
50 361.6	57	50 374.3	23	50 395.3	23	50 469.5	65	50519.5	71	50 549.6	179
50 362.2	57	50 375.1	23	50 396.1	23	50 477.1	65	50521.1	71	50 568.1	69
50 362.4	57	50 375.2	23	50 396.2	23	50 477.5	65	50521.2	71	50 568.2	69
50 362.6	57	50 375.3	23	50 396.3	23	50 478.1	65	50521.5	71	50 570.1	69
50 363.2	63	50 376.1	23	50 397.1	23	50 478.5	65	50 523.1	43	50 570.2	69
50 363.4	63	50 376.2	23	50 397.2	23	50 479.1	65	50 523.2	43	50 576.1	51
50 363.6	63	50 376.3	23	50 397.3	23	50 479.5	65	50 524.1	43	50 576.2	51
50 364.2	63	50 377	21	50 400.1	137	50 480.1	65	50 524.2	43	50 576.4	51
50 364.4	63	50 378	21	50 400.2	137	50 480.5	65	50 525.1	43	50 576.6	51
50 364.6	63	50 379	21	50 401.1	137	50 481.1	65	50 525.2	43	50 577.1	51
50 365.2	63	50 380	21	50 401.2	137	50 481.5	65	50 526.1	43	50 577.2	51
50 365.4	63	50 381	21	50 402.1	137	50 482.1	65	50 526.2	43	50 577.4	51
50 365.6	63	50 382	21	50 402.2	137	50 482.5	65	50 527	45	50 577.6	51
50 366.2	143	50 383	21	50 409	165	50 483.1	65	50 528	45	50 578.1	51
50 366.4	143	50 384	21	50 410	165	50 483.5	65	50 529	45	50 578.2	51
50 366.6	143	50 385	21	50 411	165	50 484.1	65	50 530	45	50 578.4	51
50 367.2	143	50 386	21	50 412	165	50 484.5	65	50 531	45	50 578.6	51
50 367.4	143	50 387	21	50 413	79	50 485.1	65	50 532	45	50 579.1	51
50 367.6	143	50 388	21	50 414	79	50 485.5	65	50 533	45	50 579.2	51
50 368.2	143	50 389.1	23	50 415	79	50 501.2	179	50 535.1	87	50 579.4	51
50 368.4	143	50 389.2	23	50 416	79	50 501.4	179	50 535.2	87	50 579.6	51
50 368.6	143	50 389.3	23	50 417	29	50 501.6	179	50 535.3	87	50 584.2	173
50 369.2	143	50 390.1	23	50 420.2	171	50 502.2	179	50 536.1	87	50 584.4	173
50 369.4	143	50 390.2	23	50 420.4	171	50 502.4	179	50 536.2	87	50 584.6	173
50 369.6	143	50 390.3	23	50 420.6	171	50 502.6	179	50 536.3	87	50 585.2	173
50 370.2	53	50 391.1	23	50 421.2	171	50 503.2	179	50 537.1	87	50 585.4	173
50 370.4	53	50 391.2	23	50 421.4	171	50 503.4	179	50 537.2	87	50 585.6	173
50 370.6	53	50 391.3	23	50 421.6	171	50 503.6	179	50 537.3	87	50 586.2	173
50 371.2	53	50 392.1	23	50 422.2	171	50 511.1	67	50 538	103	50 586.4	173
50 371.4	53	50 392.2	23	50 422.4	171	50 511.2	67	50 539	103	50 586.6	173

No.	Page	No.	Page	No.	Page	No.	Page	No.	Page	No.	Page
50 587.2	173	50 631.5	149	50 683.6	49	50 711.2	15	56 588.1 P	157	56 614.2	181
50 587.4	173	50 634	41	50 684.2	49	50 711.3	15	56 588.2	157	56 614.4	181
50 587.6	173	50 635	41	50 684.4	49	50 711.4	15	56 588.2 P	157	56 614.6	181
50 593.1	15	50 636	41	50 684.6	49	50 714.1	19	56 588.3	157	56 615.2	181
50 593.2	15	50 639.1	159	50 685.2	49	50 714.2	19	56 588.3 P	157	56 615.4	181
50 593.3	15	50 639.2	159	50 685.4	49	50 714.3	19	56 588.4	157	56 615.6	181
50 593.4	15	50 639.5	159	50 685.6	49	50 714.4	19	56 588.4 P	157	56 616.2	181
50 598	89	50 640.1	159	50 686.2	49	50 717.1	17	56 589.1	157	56 616.4	181
50 601.1	109	50 640.2	159	50 686.4	49	50 717.2	17	56 589.1 P	157	56 616.6	181
50 601.2	109	50 640.5	159	50 686.6	49	50 717.3	17	56 589.2	157	56 624	135
50 602.1	109	50 672	161	50 687	25	50 717.4	17	56 589.2 P	157	56 625	135
50 602.2	109	50 673	161	50 689	25	56 565.1	153	56 589.3	157		
50 603.1	111	50 674.2	61	50 693.1	27	56 565.2	153	56 589.3 P	157		
50 603.5	111	50 674.4	61	50 693.2	27	56 565.3	153	56 589.4	157	70 000	
50 604.1	111	50 674.6	61	50 695.1	27	56 566.1	153	56 589.4 P	157	78 047.1	117
50 604.5	111	50 675.2	61	50 695.2	27	56 566.2	153	56 590.1	157	78 047.2	117
50 612.1	147	50 675.4	61	50 696.1	35	56 566.3	153	56 590.1 P	157	78 052.1	117
50 612.2	147	50 675.6	61	50 696.2	35	56 567.1	155	56 590.2	157	78 052.2	117
50 613.1	147	50 676.2	61	50 698.1	35	56 567.2	155	56 590.2 P	157	78 634	89
50 613.2	147	50 676.4	61	50 698.2	35	56 567.3	155	56 590.3	157	78 635	89
50 614.1	147	50 676.6	61	50 700.1	169	56 568.1	155	56 590.3 P	157		
50 614.2	147	50 677.2	61	50 700.2	169	56 568.2	155	56 590.4	157		
50 615.1	149	50 677.4	61	50 700.3	169	56 568.3	155	56 590.4 P	157		
50 615.5	149	50 677.6	61	50 701.1	169	56 569.1	141	56 591.1	157		
50 617.1	149	50 678.2	61	50 701.2	169	56 569.2	141	56 591.1 P	157		
50 617.5	149	50 678.4	61	50 701.3	169	56 569.3	141	56 591.2	157		
50 619.1	149	50 678.6	61	50 702.1	183	56 575.1	153	56 591.2 P	157		
50 619.5	149	50 679.2	61	50 702.2	183	56 575.2	153	56 591.3	157		
50 621.1	149	50 679.4	61	50 702.3	183	56 575.3	153	56 591.3 P	157		
50 621.5	149	50 679.6	61	50 702.5	183	56 576.1	155	56 591.4	157		
50 623.1	149	50 680	47	50 703.1	183	56 576.2	155	56 591.4 P	157		
50 623.5	149	50 681.2	49	50 703.2	183	56 576.3	155	56 606.1	167		
50 625.1	149	50 681.4	49	50 703.3	183	56 581.1	153	56 606.3	167		
50 625.5	149	50 681.6	49	50 703.5	183	56 581.2	153	56 607.1	167		
50 627.1	149	50 682.2	49	50 704.1	183	56 581.3	153	56 607.3	167		
50 627.5	149	50 682.4	49	50 704.2	183	56 582.1	155	56 608.1	167		
50 629.1	149	50 682.6	49	50 704.3	183	56 582.2	155	56 608.3	167		
50 629.5	149	50 683.2	49	50 704.5	183	56 582.3	155	56 609.1	167		
50 631.1	149	50 683.4	49	50 711.1	15	56 588.1	157	56 609.3	167		



Imprint

Published by: BEGA, Menden
Printed by: LUC, Greven
Lithography: RGI, Dortmund

Concept, design and photography are the joint work
of our company's designers.

We reserve the right to make technical changes and
changes in production.
Deviations in colour due to typography are possible.
© BEGA · 2019

For images made available to us, we wish to thank:

Bitmap Multivisual
Zoöey Braun, Stuttgart
David Frutos, Murcia
Jörg Hempel, Aachen
Hochfarbe, Schwerte
Nick Kane, London
Luuk Kramer, Amsterdam
Duccio Malagamba, Barcelona
Mattphoto, Hilgert
Nicolas Meiringer, Schwetzingen
Piet Niemann, Hamburg
Klemens Ortmeyer, Hamburg
Markus Otto, Arnsberg
Olaf Schiefner, Berlin
Danielle Schwipp, Bannberscheid
sooi!, Wuppertal
Dietmar Strauß, Besigheim
Markus Traub, Munich
Ruedi Walti, Basel
Nicola Roman Walbeck, Düsseldorf
Marcus Weidlich, Weiden

ABI-Beton-Werke, Andernach
Akademie Deutscher Genossenschaften e.V., Montabaur
Arge Halle 02, Heidelberg
BKS Architekten, Lübbecke
Alexander Brenner Architekten, Stuttgart
Michael Graf, Dernbach
Claus en Kaan Architecten, Amsterdam
Deutsche Lufthansa AG, Cologne · Jens Görlich
HammesKrause Architekten, Stuttgart
Hotel Elbresidenz, Bad Schandau
Hotel im Schulhaus (the "Hotel in the Schoolhouse"), Lorch am Rhein
Hotel Mauritzhof, Münster
HORA, Schloss Holte-Stukenbrock
Leipziger Messe · Martin Jehnichen
LINK Arkitektur, Stavanger
Max Ernst Museum Brühl of the LVR
Niall McLaughlin Architects Ltd, London
plainpicture · fStop/Ludger Paffrath
PLANFAKTUR, Montabaur
Wessels Architekten, Münster
WindLab, Oldenburg



BEGA